

# Supporting Information

## Solution-Phase Parallel Synthesis of Novel Membrane-Targeted Antibiotics

Sunil K. Vooturi and Steven M. Firestine\*

### Table of Contents

Biological and analytical characterization of combinatorial mixtures	1-5
Calculated properties of the amines used in library synthesis	6-9
Calculated properties of the library members	10-64

## Biological and analytical characterization of combinatorial mixtures

Mono derivative <sup>a</sup> 14 {1-16, 18}	Amine mixture <sup>b</sup> 13 {1-18}	MIC of mixtures <sup>c</sup> (mg/L)	Purity & Verification		
			HPLC <sup>d</sup>	MALDI-TOF <sup>e</sup> (Calculated)	MALDI-TOF <sup>f</sup> (Observed)
1	1, 2, 3, 4	≤ 2.0	18.65 25.78 17.20 20.61	734.43 (25.00) 720.40 (25.00) 736.37 (25.00) 750.43 (25.00)	735.41 (26.68) 721.38 (16.64) 737.40 (16.24) 751.43 (25.87)
1	17, 5, 6, 10	≤ 8.0	27.73 32.41 12.75 11.26	727.36 (25.00) 677.30 (25.00) 736.43 (25.00) 734.40 (25.00)	728.35 (6.20) 678.29 (6.20) 737.42 (38.27) 735.40 (37.41)
1	7, 8, 9	≤ 8.0	37.30 18.76 17.63	749.40 (33.33) 714.38 (33.33) 728.34 (33.33)	750.39 (20.10) 715.36 (27.31) 729.39 (32.13)
2	1, 2, 3, 4	≤ 8.0	15.16, 29.02, 20.39, 22.48	720.36 (25.00) 706.37 (25.00) 722.38 (25.00) 736.41 (25.00)	721.38 (26.86) 707.34 (15.91) 723.36 (15.36) 737.39 (24.10)
2	17, 5, 6, 10	> 8.0	21.49, 26.05, 17.30, 11.25	713.39 (25.00) 663.31 (25.00) 722.44 (25.00) 720.44 (25.00)	714.40 (4.12) 664.33 (10.23) 723.47 (29.44) 721.45 (29.56)
2	7, 8, 9	> 8.0	24.92, 25.00, 17.88	700.32 (33.33) 714.36 (33.33) 735.39 (33.33)	701.33 (26.6) 715.37 (18.4) 736.37 (22.8)
3	1, 2, 3, 4	≤ 2.0	18.46, 28.30, 20.49, 23.81	736.38 (25.00) 722.35 (25.00) 738.40 (25.00) 752.44 (25.00)	737.41 (27.82) 723.37 (17.28) 739.39 (12.80) 753.42 (20.05)
3	17, 5, 6, 10	> 8.0	26.71, 20.00, 10.29, 13.37	729.41 (25.00) 679.31 (25.00) 738.52 (25.00) 736.46 (25.00)	730.41 (4.02) 680.34 (4.56) 739.49 (37.40) 737.47 (36.75)
3	7, 8, 9	> 8.0	37.54, 15.52, 21.11	716.39 (33.33) 730.42 (33.33) 751.00 (33.33)	717.36 (23.6) 731.40 (32.7) 752.03 (18.91)
4	1, 2, 3, 4	> 8.0	18.53, 29.98, 21.17, 24.22	750.43 (25.00) 736.44 (25.00) 752.41 (25.00) 768.44 (25.00)	751.43 (28.11) 737.40 (19.36) 753.42 (14.96) 767.45 (23.40)
4	17, 5, 6, 10	> 8.0	29.82, 32.65, 14.00, 11.88	743.41 (25.00) 693.38 (25.00) 752.52 (25.00) 750.46 (25.00)	744.43 (2.98) 694.36 (3.66) 753.50 (35.51) 751.48 (34.49)
4	7, 8, 9	> 8.0	41.92, 11.42,	730.40 (33.33) 744.49 (33.33)	731.42 (25.5) 745.46 (33.6)

			13.28	765.44 (33.33)	766.45 (15.13)
5	1, 2, 3, 4	> 8.0	21.02, 31.72, 20.29, 21.23	677.29 (25.00) 663.26 (25.00) 679.28 (25.00) 693.34 (25.00)	678.29 (28.69) 664.25 (19.25) 680.27 (13.31) 694.31 (21.58)
5	17, 5, 6, 10	> 8.0	38.88, 42.30, 6.91	670.27 (25.00) 620.16 (25.00) 679.35 (25.00) 677.33 (25.00)	670.29 (0.80) 621.16 (0.11) 680.33 (45.68) 678.31 (44.56)
5	7, 8, 9	> 8.0	39.51, 36.52, 2.27	657.28 (33.33) 671.30 (33.33) 692.28 (33.33)	658.28 (22.8) 672.32 (49.5) 693.29 (1.5)
6	1, 2, 3, 4	≤ 8.0	21.61, 21.91, 25.09, 23.18	738.46 (25.00) 722.42 (25.00) 738.43 (25.00) 752.44 (25.00)	737.46 (21.12) 723.43 (14.83) 739.45 (16.78) 753.48 (16.75)
6	17, 5, 6, 10	> 8.0	27.01, 29.24, 13.59, 12.34	729.40 (25.00) 679.38 (25.00) 738.51 (25.00) 736.46 (25.00)	730.42 (5.21) 680.36 (7.09) 739.49 (38.90) 737.48 (37.71)
6	7, 8, 9	> 8.0	26.78, 31.94, 20.07	716.45 (33.33) 730.51 (33.33) 751.51 (33.33)	717.45 (27.27) 731.49 (36.18) 752.49 (16.6)
7	1, 2, 3, 4	> 8.0	20.12, 22.10, 20.07, 19.69	749.29 (25.00) 735.27 (25.00) 751.29 (25.00) 765.32 (25.00)	750.29 (30.93) 736.25 (20.28) 752.27 (12.26) 766.30 (19.96)
7	17, 5, 6, 10	> 8.0	39.30, 40.19	742.27 (25.00) 690.28 (25.00) 751.33 (42.04) 749.31 (42.08)	743.29 (0.53) 691.23 (0.12) 752.37 (42.04) 750.35 (42.08)
7	7, 8, 9	> 8.0	41.15, 34.56	764.22 (33.33) 729.34 (33.33) 743.34 (33.33)	765.28 (0.43) 730.34 (20.62) 744.38 (47.59)
8	1, 2, 3, 4	> 8.0	19.04, 29.63, 23.47, 24.67	714.27 (25.00) 700.20 (25.00) 716.28 (25.00) 730.27 (25.00)	715.27 (28.33) 701.23 (19.80) 717.25 (11.49) 731.29 (20.63)
8	17, 5, 6, 10	> 8.0	34.19, 33.13, 13.70, 10.73	709.29 (25.00) 657.21 (25.00) 716.41 (25.00) 714.37 (25.00)	708.29 (1.10) 658.23 (1.49) 717.38 (43.11) 715.37 (41.84)
8	7, 8, 9	> 8.0	31.85, 32.00, 13.91	694.35 (33.33) 708.40 (33.33) 729.38 (33.33)	695.35 (22.69) 709.38 (39.11) 730.39 (10.02)
9	1, 2, 3, 4	≤ 8.0	19.40, 25.00,	728.32 (25.00) 714.31 (25.00)	729.33 (29.76) 715.30 (19.28)

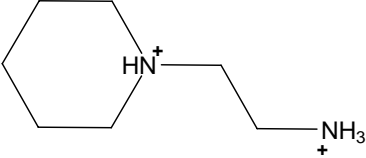
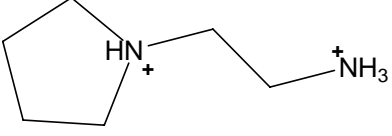
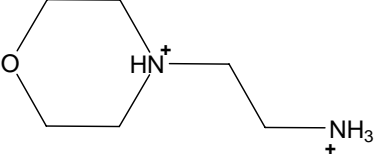
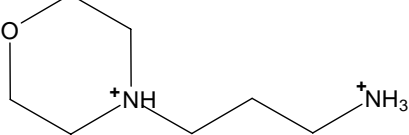
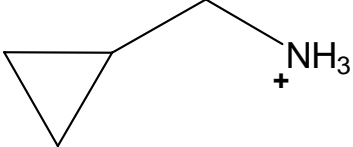
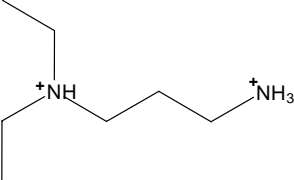
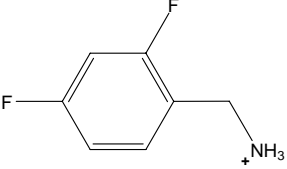
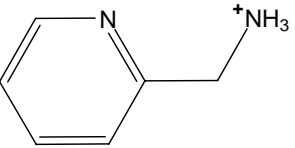
			28.06, 24.24	730.35 (25.00) 744.33 (25.00)	731.32 (12.72) 745.35 (23.00)
9	17, 5, 6, 10	> 8.0	26.74, 24.00, 13.79, 10.42	721.27 (25.00) 671.20 (25.00) 730.35 (25.00) 728.39 (25.00)	722.29 (2.15) 672.22 (2.88) 731.37 (37.32) 729.36 (35.65)
9	7, 8, 9	> 8.0	32.00, 33.00, 17.21	708.26 (33.33) 722.30 (33.33) 743.30 (33.33)	709.28 (26.38) 723.32 (49.95) 744.32 (14.86)
10	1, 2, 3, 4	> 8.0	18.56, 23.38, 27.01, 23.97	734.20 (25.00) 720.23 (25.00) 736.22 (25.00) 750.20 (25.00)	735.22 (22.79) 721.19 (13.72) 737.21 (15.25) 751.23 (21.50)
10	17, 7, 8, 9	> 8.0	17.01, 30.43, 18.27, 17.56	727.21 (25.00) 749.25 (25.00) 714.14 (25.00) 728.18 (25.00)	728.20 (27.23) 750.21 (1.33) 15.16 (17.34) 729.20 (24.97)
10	15, 10, 11, 12	> 8.0	29.98, 14.53, 20.92, 22.35	748.43 (25.00) 734.40 (25.00) 748.43 (25.00) 762.47 (25.00)	749.44 (27.20) 735.41 (22.20) 763.48 (13.70)
10	13, 14, 6, 8	> 8.0	32.62, 20.96, 15.29, 18.31	795.43 (25.00) 781.36 (25.00) 735.42 (25.00) 735.42 (25.00)	796.41 (9.99) 782.39 (8.93) 736.41 (37.85)
11	1, 2, 3, 4	≤ 8.0	13.83, 19.92, 17.93, 29.39	748.34 (25.00) 734.29 (25.00) 750.33 (25.00) 764.31 (25.00)	749.31 (28.33) 735.28 (18.43) 751.30 (19.05) 765.33 (26.22)
11	17, 7, 8, 9	> 8.0	32.01, 24.46, 15.42, 16.00	741.30 (25.00) 763.32 (25.00) 728.26 (25.00) 742.31 (25.00)	742.29 (35.11) 764.30 (1.70) 729.24 (23.22) 743.29 (32.66)
11	15, 10, 11, 12	≤ 8.0	30.90, 15.83, 23.95, 21.56	762.56 (25.00) 748.50 (25.00) 762.52 (25.00) 776.58 (25.00)	763.55 (29.90) 749.52 (21.68) 777.59 (12.67)
11	13, 14, 6, 8	> 8.0	34.69, 20.69, 11.80, 19.15	809.40 (25.00) 795.44 (25.00) 749.41(25.00) 749.40 (25.00)	810.42 (10.77) 796.41 (7.79) 750.42 (42.38)
12	1, 2, 3, 4	≤ 8.0	18.11, 27.65, 23.59, 23.03	762.35 (25.00) 748.31 (25.00) 764.39 (25.00) 778.41 (25.00)	763.36 (27.24) 749.33 (18.36) 765.36 (18.65) 779.38 (25.63)
12	17, 7, 8, 9	> 8.0	23.62, 28.67, 15.24,	755.40 (25.00) 777.02 (25.00) 742.41 (25.00)	756.42 (31.45) 778.00 (0.30) 743.38 (23.69)

			16.00	756.41 (25.00)	757.42 (30.86)
12	15, 10, 11, 12	> 8.0	29.63, 14.23, 18.74, 21.15	776.59 (25.00) 762.51 (25.00) 776.58 (25.00) 790.58 (25.00)	777.56 (20.60) 763.52 (24.18) 791.59 (14.50)
12	13, 14, 6, 8	> 8.0	35.50, 20.89, 12.45, 20.41	824.42 (25.00) 810.40 (25.00) 764.43 (25.00) 764.43 (25.00)	825.44 (12.53) 811.42 (9.04) 765.44 (46.68)
13	1, 2, 3, 4	> 8.0	13.52, 22.24, 19.50, 19.31	796.49 (25.00) 782.42 (25.00) 798.46 (25.00) 812.47 (25.00)	797.46 (21.94) 783.43 (12.37) 799.45 (12.05) 813.48 (17.44)
13	17, 7, 8, 9	> 8.0	21.42, 23.30, 13.53, 14.00	789.58 (25.00) 811.46 (25.00) 776.40 (25.00) 790.42 (25.00)	790.55 (22.48) 812.47 (1.76) 77.41 (13.46) 791.45 (20.73)
13	15, 10, 11, 12	> 8.0	31.53, 14.74, 17.92, 23.83	810.59 (25.00) 796.50 (25.00) 810.57 (25.00) 824.57 (25.00)	811.58 (26.88) 797.52 (20.75) 825.59 (14.19)
13	13, 14, 6, 8	> 8.0	37.07, 18.73, 6.88, 16.59	858.40 (25.00) 844.40 (25.00) 798.43 (25.00) 798.43 (25.00)	859.42 (10.28) 845.41 (6.70) 799.42 (34.97)
14	1, 2, 3, 4	≤ 8.0	13.80, 19.54, 17.85, 17.93	782.38 (25.00) 768.39 (25.00) 784.37 (25.00) 798.41 (25.00)	783.40 (19.71) 769.37 (9.80) 785.39 (9.06) 799.42 (11.60)
14	17, 7, 8, 9	> 8.0	18.54, 19.78, 9.78, 19.80	775.38 (25.00) 797.40 (25.00) 762.39 (25.00) 776.40 (25.00)	776.40 (18.71) 798.41 (0.30) 763.37 (10.34) 777.41 (17.22)
14	15, 10, 11, 12	> 8.0	31.59, 14.07, 17.31, 23.83	796.57 (25.00) 782.52 (25.00) 796.54 (25.00) 810.57 (25.00)	797.55 (20.60) 783.52 (15.49) 811.58 (11.34)
14	13, 14, 6, 8	> 8.0	32.83, 16.49, 3.34, 5.54	844.41 (25.00) 830.39 (25.00) 784.41 (25.00) 784.41 (25.00)	845.41 (4.60) 831.38 (2.69) 785.43 (19.38)
15	1, 2, 3, 4	≤ 2.0	16.94, 25.03, 26.90, 24.13	748.29 (25.00) 734.25 (25.00) 750.29 (25.00) 764.34 (25.00)	749.31 (25.88) 735.27 (17.87) 751.30 (16.10) 765.35 (21.60)
15	17, 7, 8, 9	> 8.0	26.26, 27.67,	741.32 (25.00) 763.35 (25.00)	742.33 (36.27) 764.36 (0.62)

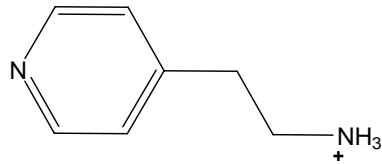
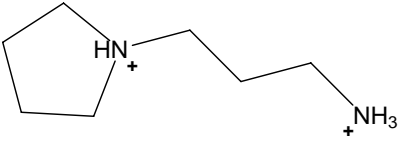
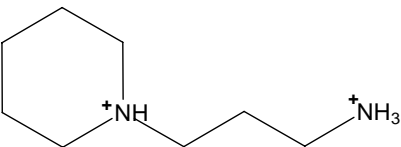
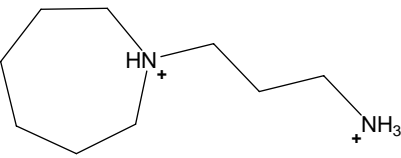
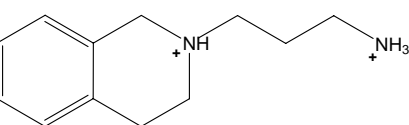
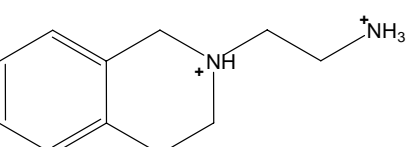
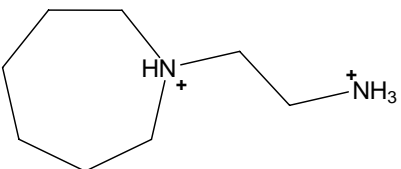
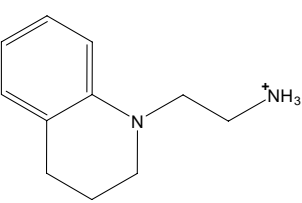
			16.16, 16.18	728.28 (25.00) 742.31 (25.00)	729.29 (22.11) 743.33 (34.13)
15	15, 10, 11, 12	≤ 2.0	32.30, 15.29, 21.17, 23.31	762.42 (25.00) 748.40 (25.00) 762.43 (25.00) 776.45 (25.00)	763.44 (33.96) 749.40 (26.54) 777.47 (16.90)
15	13, 14, 6, 8	≤ 8.0	39.23, 21.38, 12.07, 18.75	809.40 (25.00) 795.39 (25.00) 749.41 (25.00) 749.41 (25.00)	810.42 (11.39) 796.41 (7.79) 50.42 (40.84)
16	1, 2, 3, 4	> 8.0	10.73, 23.74, 17.60, 17.80	782.38 (25.00) 768.37 (25.00) 784.37 (25.00) 798.39 (25.00)	783.40 (4.26) Not pure
16	17, 7, 8, 9	> 8.0	18.13, 14.65, 13.00	775.35 (25.00) 797.31 (25.00) 762.33 (25.00) 776.34 (25.00)	Not pure
16	15, 10, 11, 12	> 8.0	Not pure	796.41 (25.00) 782.39 (25.00) 796.41 (25.00) 810.42 (25.00)	Not pure
16	13, 14, 6, 8	> 8.0	Not pure	844.41 (25.00) 830.39 (25.00) 784.41 (25.00) 784.41 (25.00)	Not pure
18	1, 2, 3	> 8.0	27.82, 18.01, 34.23	734.41 (33.00) 721.37 (33.00) 737.40 (33.00)	735.41 (25.58) 722.39 (15.02) 738.39 (31.31)
18	4, 6, 10	> 8.0	15.16, 36.12, 25.13	751.38 (33.00) 737.42 (33.00) 735.40 (33.00)	752.40 (11.49) 738.42 (42.76) 736.41 (20.97)
18	17, 7, 8, 9	> 8.0	23.12, 11.12, 22.23	728.34 (25.00) 750.33 (25.00) 715.36 (25.00) 729.37 (25.00)	729.36 (21.02) 751.33 (1.75) 16.34 (9.34) 730.36 (17.94)

<sup>a</sup> Column 1 shows the mono derivatives; <sup>b</sup> Column 2 shows the mixture of amines used; <sup>c</sup> Column 3 shows the MIC of the combinatorial mixtures; <sup>d</sup> HPLC analysis of mixture after removal of excess amine. Numbers represent the percent of total peak area for each individual peak. The chemical identity of each peak is unknown. <sup>e,f</sup> MALDI-TOF analysis of the mixture. Each number is the mass identified in the spectra with the number in parenthesis indicating the percent of the total area for that mass.

## Amine Properties

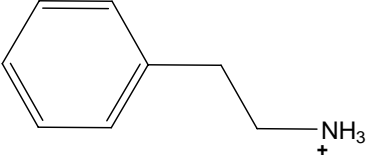
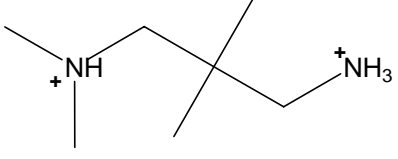
	mol	logS	ASA_P	logP(o/w)	SlogP
1	 <chem>[NH3+]CC[NH+]1CCCCC1</chem>	0.0661	85.5290	0.2250	0.4310
2	 <chem>[NH3+]CC[NH+]1CCCC1</chem>	0.2678	86.2755	-0.2170	0.0409
3	 <chem>[NH3+]CC[NH+]1CCOCC1</chem>	0.5287	127.2743	-1.1830	-0.7227
4	 <chem>[NH3+]CC[NH+]1CCNCC1</chem>	0.3270	121.7837	-0.7410	-0.3326
5	 <chem>[NH3+]CC[NH+]1CC1</chem>	0.0894	111.9074	0.1930	0.3551
6	 <chem>[NH3+]CC[NH+]CC</chem>	-0.0360	83.8038	0.3750	0.6770
7	 <chem>[NH3+]CC[NH+]c1cc(F)c(F)cc1</chem>	-1.6398	70.7086	1.5030	1.6899
8	 <chem>[NH3+]CC[NH+]1ccncc1</chem>	0.0554	78.3572	-0.1090	0.8067

## Amine Properties

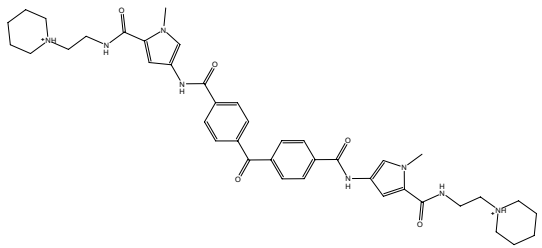
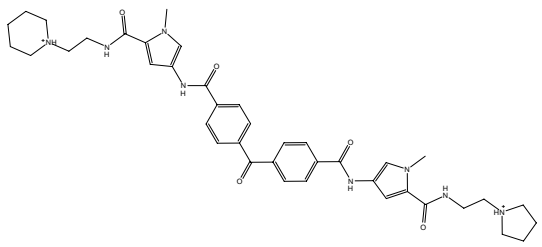
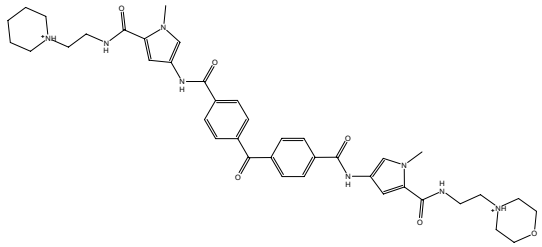
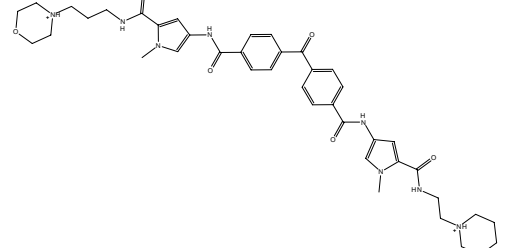
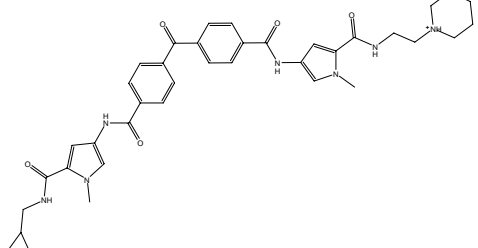
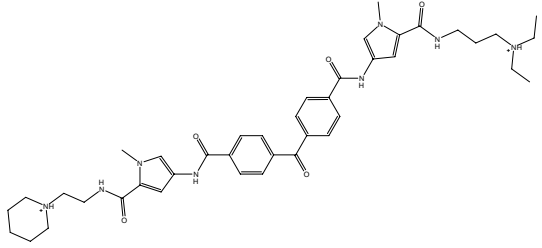
	mol	logS	ASA_P	logP(o/w)	SlogP
9		0.1469	85.8361	0.0180	0.5828
10		0.0661	88.0674	0.2250	0.4310
11		-0.1357	88.0937	0.6670	0.8211
12		-0.3375	74.8679	1.1090	1.2112
13		-1.3333	80.6339	1.3870	1.6599
14		-1.1316	72.2891	0.9450	1.2698
15		-0.1357	80.9038	0.6670	0.8211
16		-1.3893	73.6624	1.2530	1.3979



## Amine Properties

	mol	logS	ASA_P	logP(o/w)	SlogP
17		-1.1113	67.0677	1.2500	1.1878
18		0.2149	93.2955	0.4500	0.5329

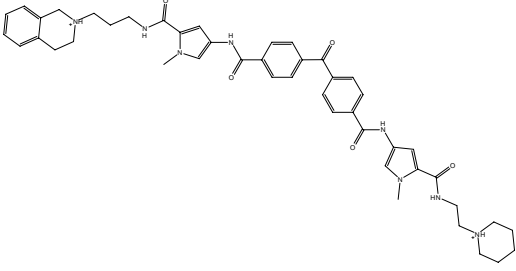
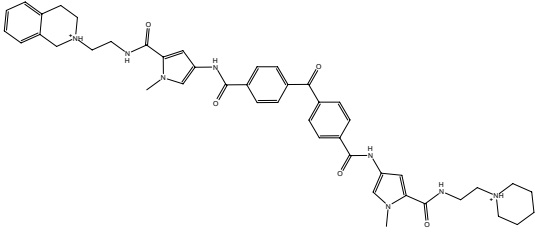
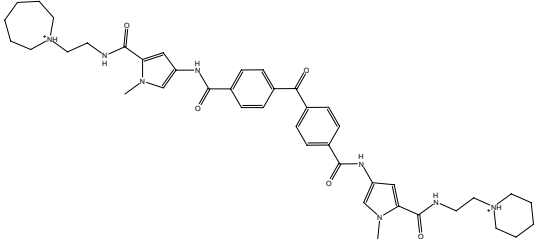
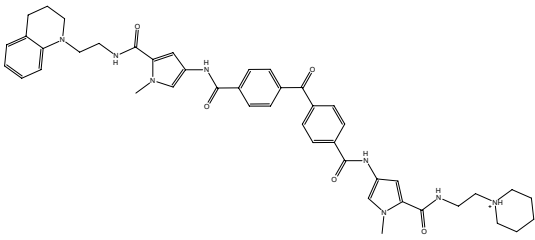
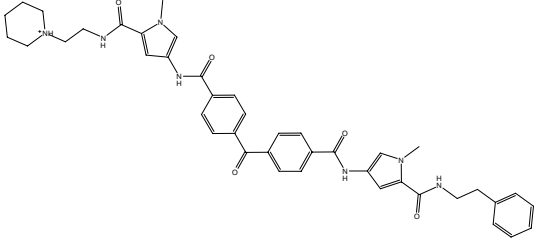
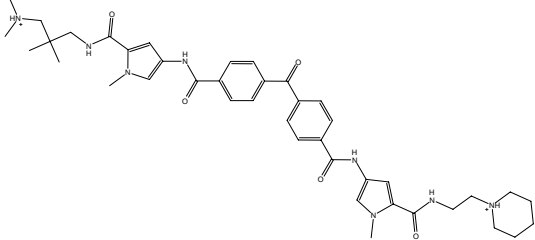
Computed Properties

	mol	logS	logP(o...	slogP	ASA_P
1		-5.9743	4.2710	5.2490	370.8581
2		-5.7725	3.8290	4.8589	370.6793
3		-5.5116	2.8630	4.0953	417.0092
4		-5.7134	3.3050	4.4854	410.6327
5		-5.9510	4.2390	5.1731	393.1143
6		-6.0764	4.4210	5.4950	368.1814

Computed Properties

	mol	logS	logP(o...	slogP	ASA_P
7		-7.6801	5.5490	6.5079	350.5934
8		-5.9850	3.9370	5.6247	361.8286
9		-5.8935	4.0640	5.4008	370.5672
10		-5.9743	4.2710	5.2490	367.5844
11		-6.1761	4.7130	5.6391	372.2422
12		-6.3779	5.1550	6.0292	355.1956

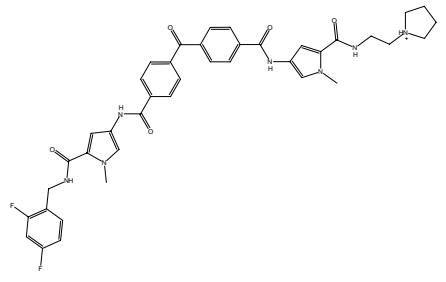
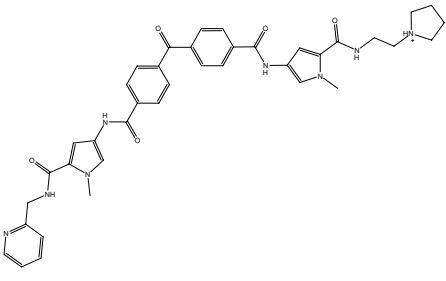
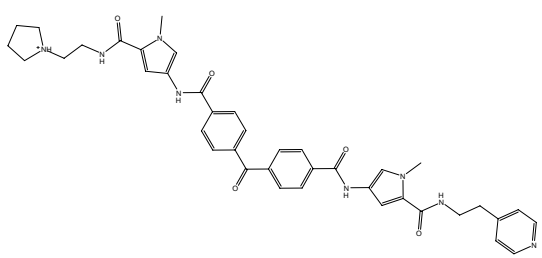
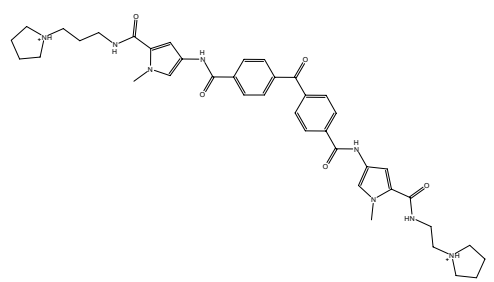
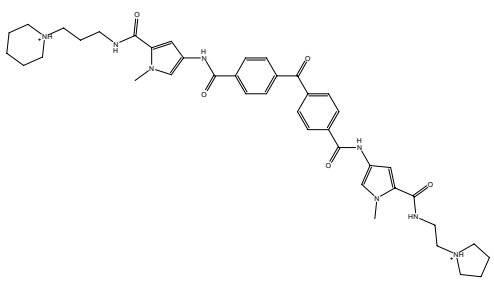
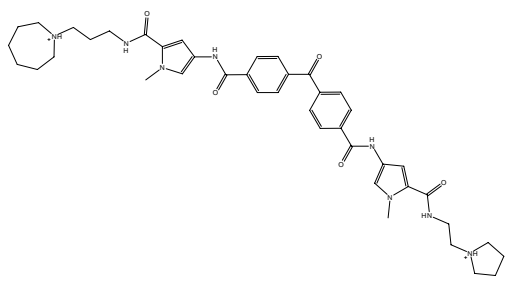
Computed Properties

	mol	logS	logP(o...	slogP	ASA_P
13		-7.3737	5.4330	6.4779	358.5959
14		-7.1719	4.9910	6.0878	353.2386
15		-6.1761	4.7130	5.6391	361.3736
16		-7.4297	5.2990	6.2159	346.7029
17		-7.1516	5.2960	6.0058	348.0034
18		-5.8255	4.4960	5.3509	374.5561

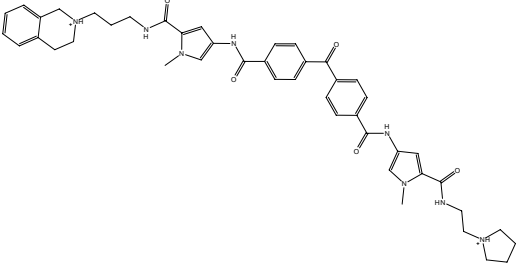
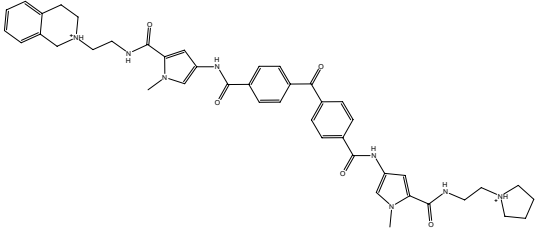
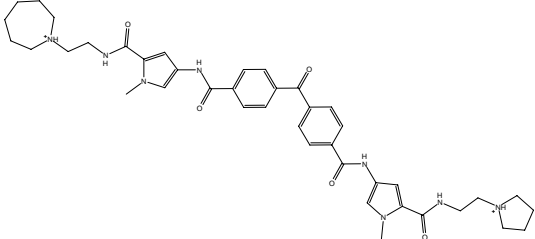
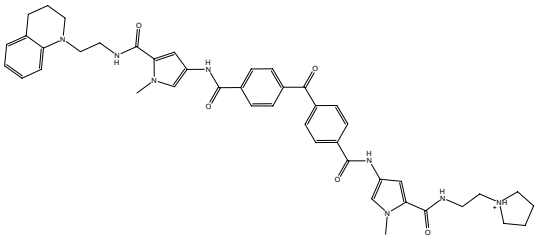
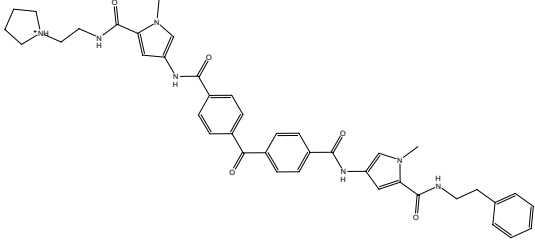
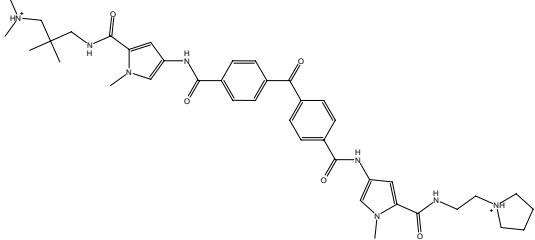
Computed Properties

	<b>mol</b>	<b>logS</b>	<b>logP(o...</b>	<b>slogP</b>	<b>ASA_P</b>
<b>19</b>		-5.7725	3.8290	4.8589	372.3634
<b>20</b>		-5.5708	3.3870	4.4688	364.7080
<b>21</b>		-5.3099	2.4210	3.7052	413.8882
<b>22</b>		-5.5116	2.8630	4.0953	414.6599
<b>23</b>		-5.7492	3.7970	4.7830	394.1441
<b>24</b>		-5.8746	3.9790	5.1049	367.9439

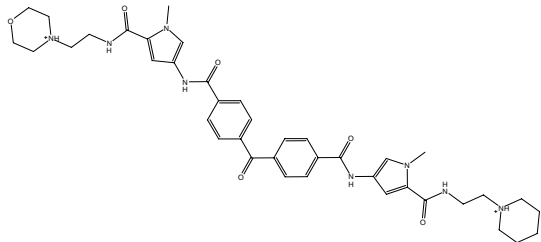
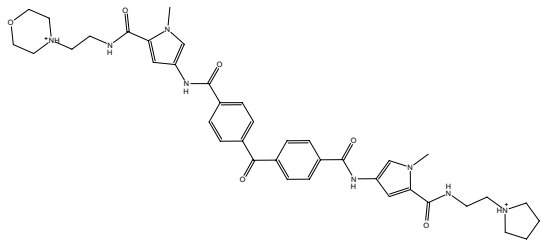
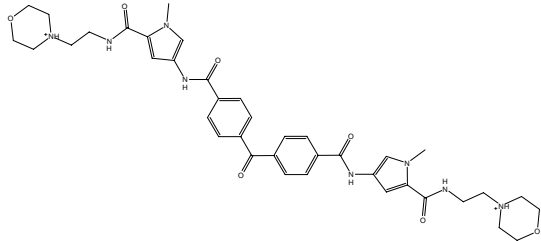
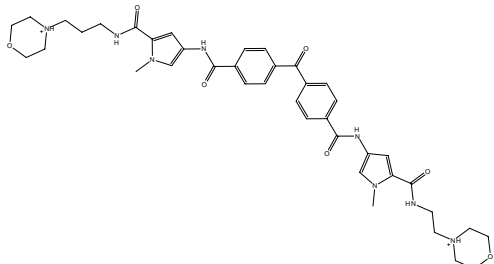
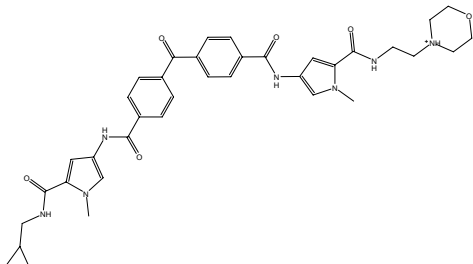
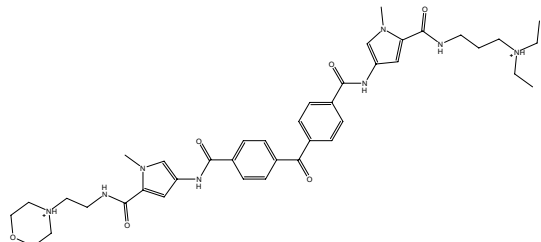
Computed Properties

	mol	logS	logP(o...	slogP	ASA_P
25		-7.4784	5.1070	6.1178	343.0169
26		-5.7832	3.4950	5.2346	347.7625
27		-5.6917	3.6220	5.0107	365.7214
28		-5.7725	3.8290	4.8589	361.0215
29		-5.9743	4.2710	5.2490	379.9564
30		-6.1761	4.7130	5.6391	360.8293

Computed Properties

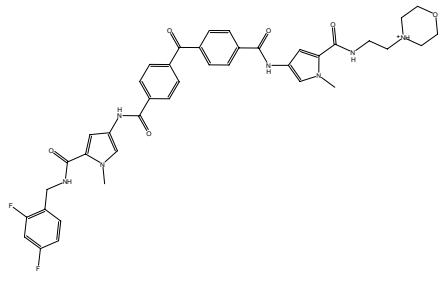
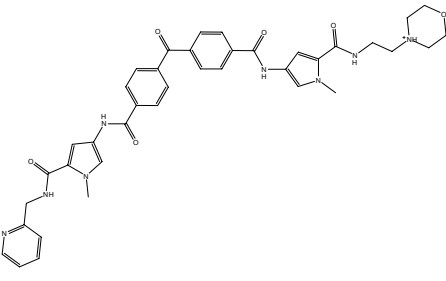
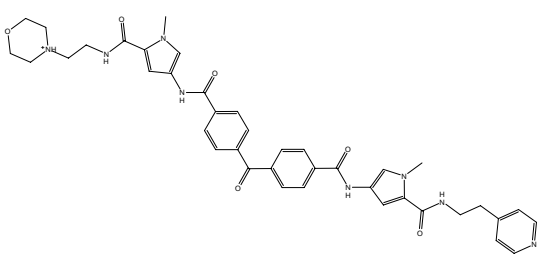
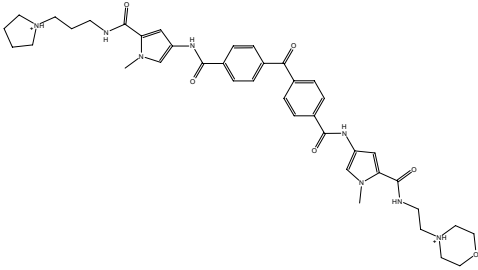
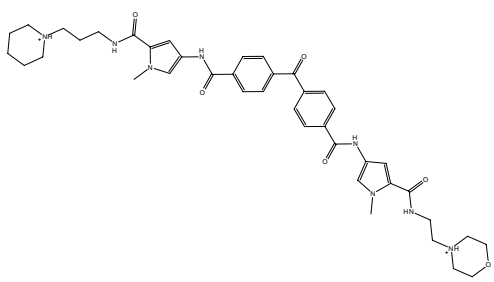
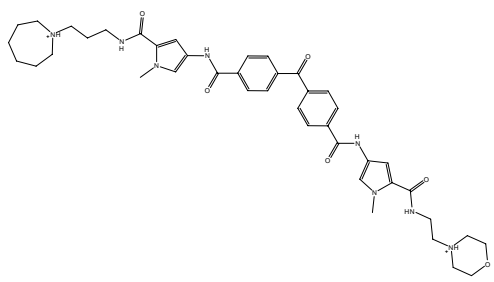
	mol	logS	logP(o...	slogP	ASA_P
31		-7.1719	4.9910	6.0878	354.9537
32		-6.9702	4.5490	5.6977	357.6259
33		-5.9743	4.2710	5.2490	354.5495
34		-7.2279	4.8570	5.8258	355.3706
35		-6.9499	4.8540	5.6157	351.0816
36		-5.6237	4.0540	4.9608	369.7337

Computed Properties

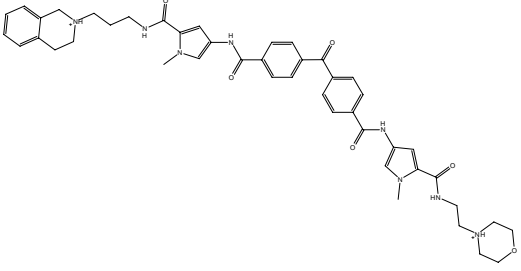
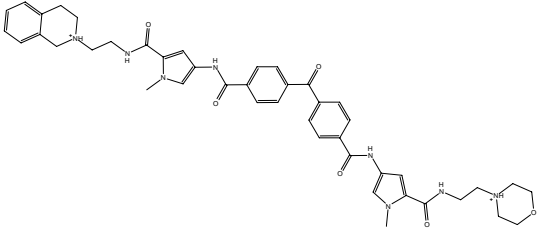
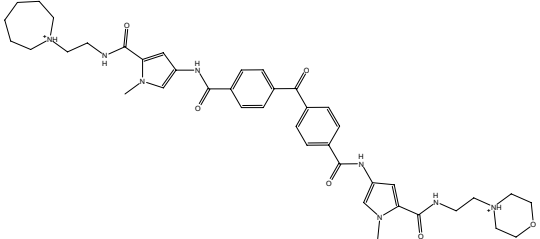
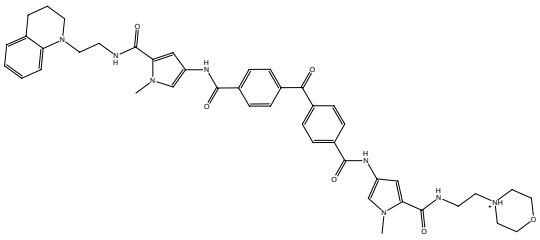
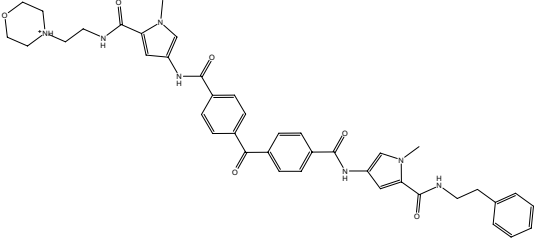
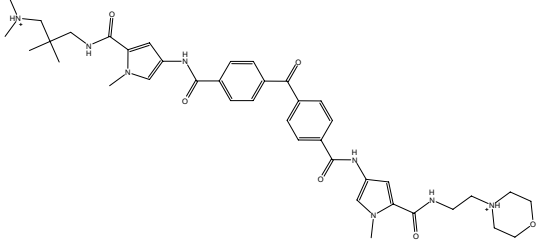
	mol	logS	logP(o...	slogP	ASA_P
37		-5.5116	2.8630	4.0953	416.0402
38		-5.3099	2.4210	3.7052	411.9531
39		-5.0490	1.4550	2.9416	452.4784
40		-5.2507	1.8970	3.3317	455.5341
41		-5.4883	2.8310	4.0194	432.8407
42		-5.6137	3.0130	4.3413	402.9304



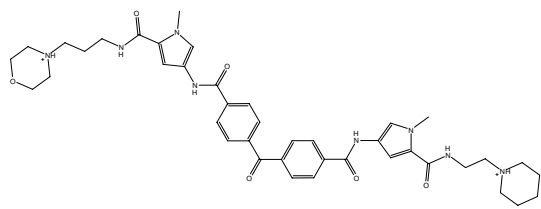
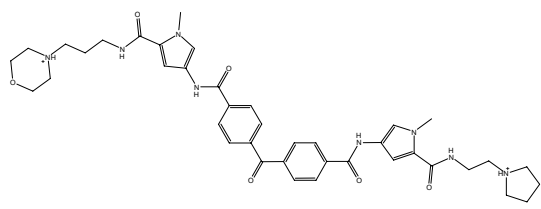
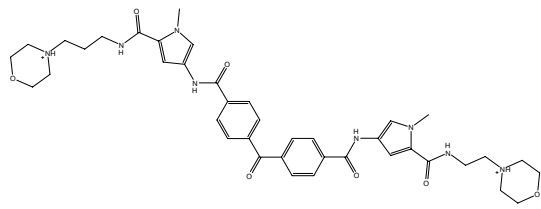
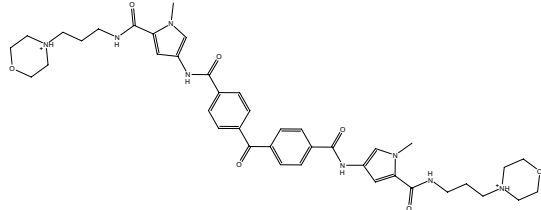
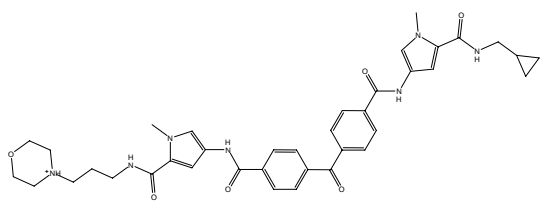
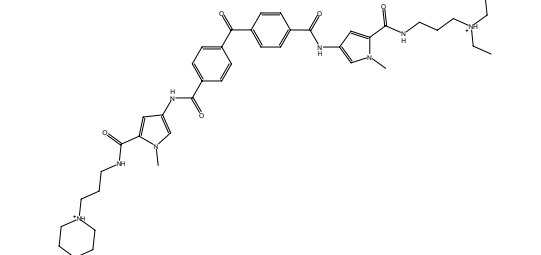
Computed Properties

	mol	logS	logP(o...	slogP	ASA_P
43		-7.2175	4.1410	5.3542	387.1193
44		-5.5223	2.5290	4.4710	406.1377
45		-5.4308	2.6560	4.2471	415.9554
46		-5.5116	2.8630	4.0953	409.2976
47		-5.7134	3.3050	4.4854	411.7704
48		-5.9152	3.7470	4.8755	401.7935

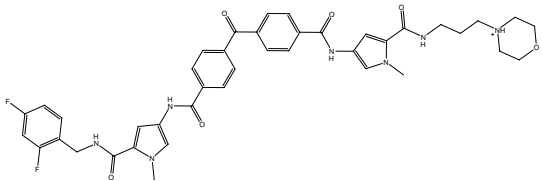
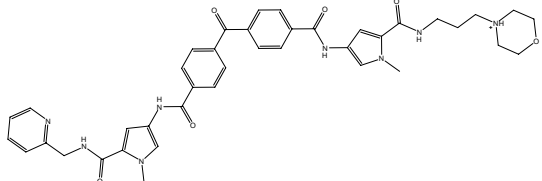
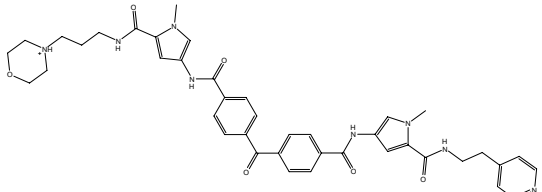
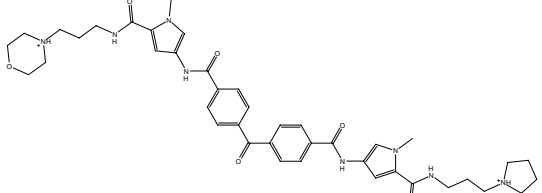
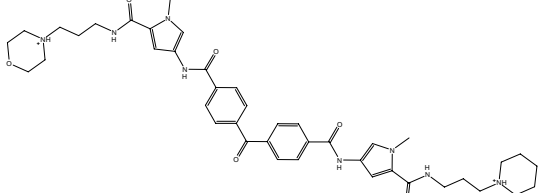
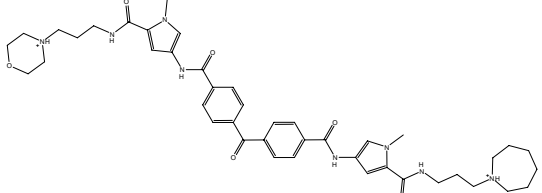
Computed Properties

	mol	logS	logP(o...	slogP	ASA_P
49		-6.9110	4.0250	5.3242	410.3122
50		-6.7093	3.5830	4.9341	399.5612
51		-5.7134	3.3050	4.4854	398.8892
52		-6.9670	3.8910	5.0622	394.0159
53		-6.6890	3.8880	4.8521	390.5922
54		-5.3628	3.0880	4.1972	423.1617

Computed Properties

	mol	logS	logP(o...	slogP	ASA_P
55		-5.7134	3.3050	4.4854	337.3536
56		-5.5116	2.8630	4.0953	342.5615
57		-5.2507	1.8970	3.3317	386.4701
58		-5.4525	2.3390	3.7218	392.0344
59		-5.6901	3.2730	4.4095	372.4200
60		-5.8155	3.4550	4.7314	340.8160

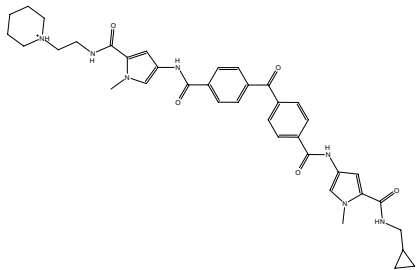
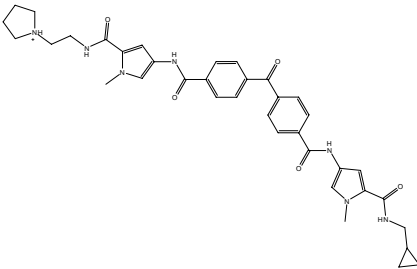
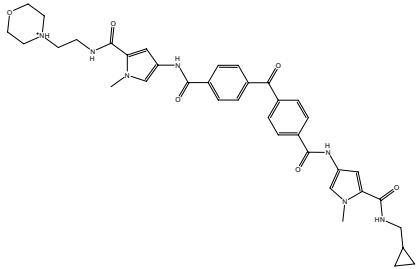
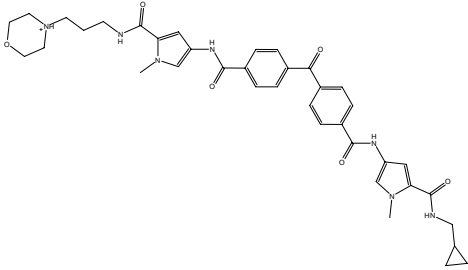
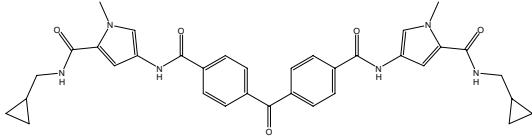
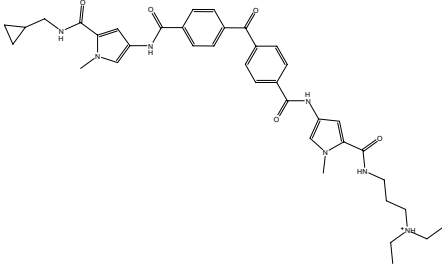
Computed Properties

	mol	logS	logP(o...	slogP	ASA_P
61		-7.4192	4.5830	5.7443	331.8112
62		-5.7241	2.9710	4.8611	335.0551
63		-5.6326	3.0980	4.6372	347.7555
64		-5.7134	3.3050	4.4854	351.1318
65		-5.9152	3.7470	4.8755	353.4682
66		-6.1170	4.1890	5.2656	341.6428

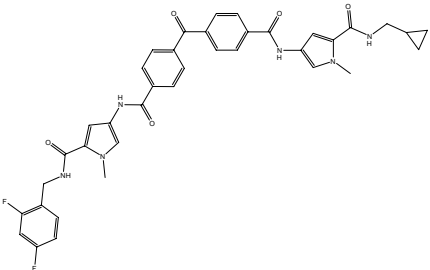
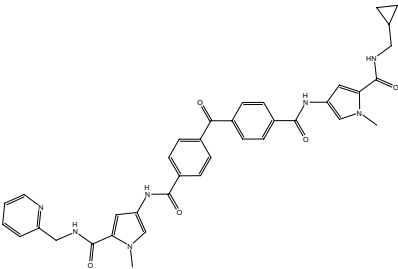
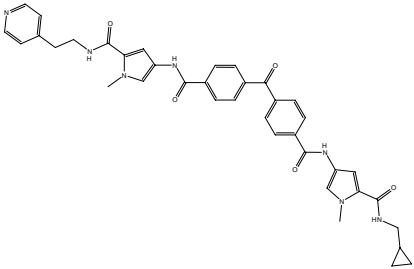
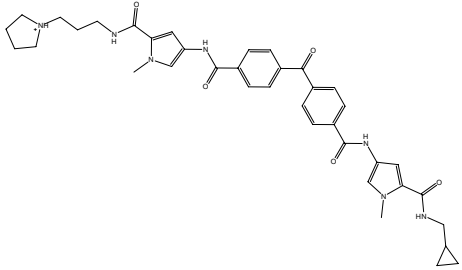
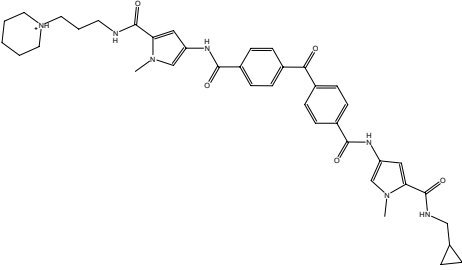
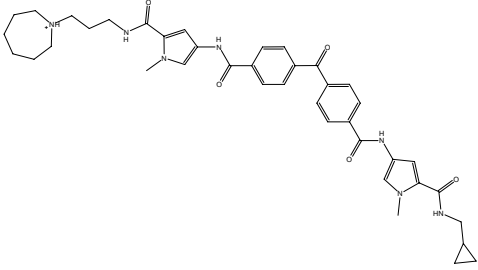
Computed Properties

	mol	logS	logP(o...	slogP	ASA_P
67		-7.1128	4.4670	5.7143	337.7511
68		-6.9110	4.0250	5.3242	339.8176
69		-5.9152	3.7470	4.8755	339.7968
70		-7.1688	4.3330	5.4523	328.1736
71		-6.8907	4.3300	5.2422	333.6732
72		-5.5646	3.5300	4.5873	355.0831

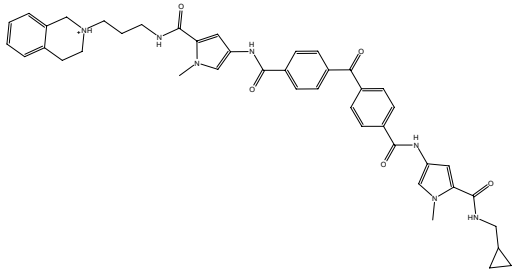
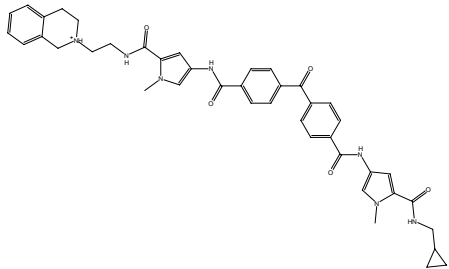
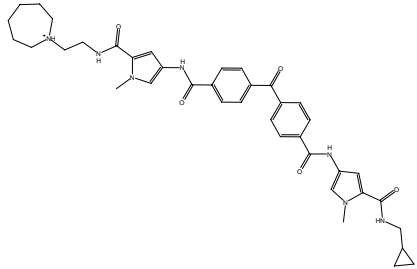
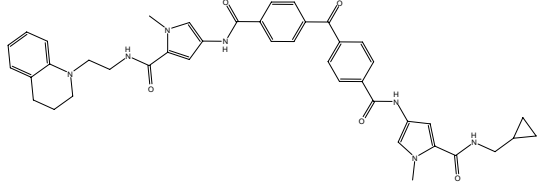
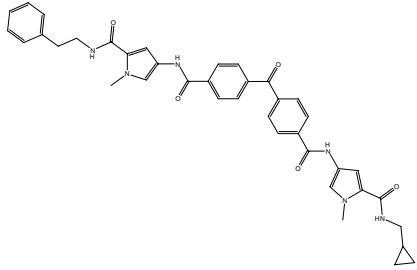
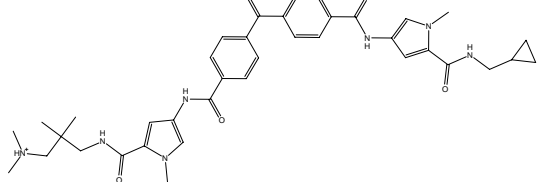
Computed Properties

	mol	logS	logP(o...	slogP	ASA_P
73		-5.9510	4.2390	5.1731	393.2154
74		-5.7492	3.7970	4.7830	381.9956
75		-5.4883	2.8310	4.0194	431.5379
76		-5.6901	3.2730	4.4095	427.5645
77		-5.9276	4.2070	5.0972	410.5388
78		-6.0530	4.3890	5.4191	381.1219

Computed Properties

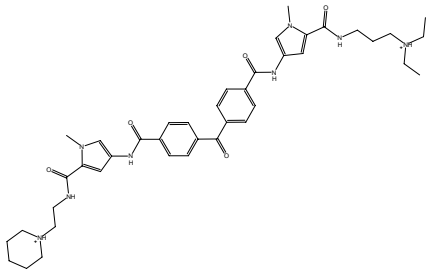
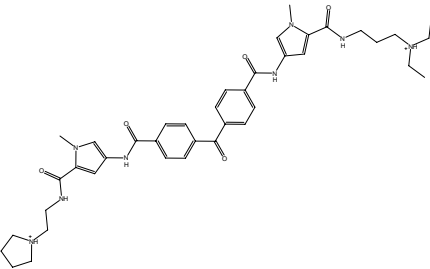
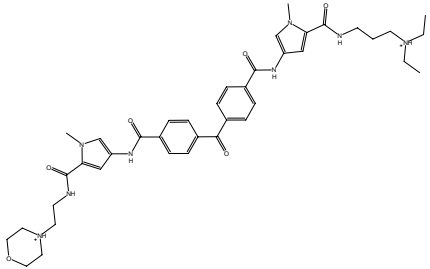
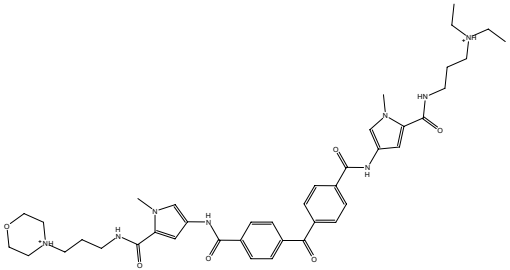
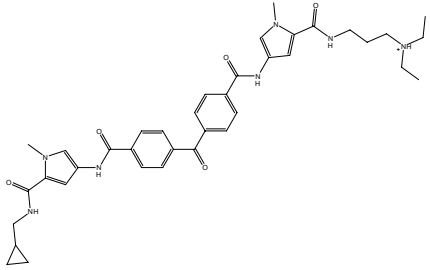
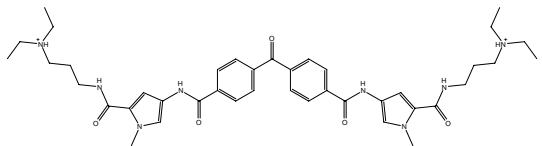
	mol	logS	logP(o...	slogP	ASA_P
79		-7.6568	5.5170	6.4320	363.2017
80		-5.9616	3.9050	5.5488	382.2367
81		-5.8702	4.0320	5.3249	385.5806
82		-5.9510	4.2390	5.1731	387.7279
83		-6.1528	4.6810	5.5632	389.5677
84		-6.3545	5.1230	5.9533	377.5108

Computed Properties

	mol	logS	logP(o...	slogP	ASA_P
85		-7.3504	5.4010	6.4020	381.0663
86		-7.1486	4.9590	6.0119	379.5093
87		-6.1528	4.6810	5.5632	374.5076
88		-7.4063	5.2670	6.1400	369.8014
89		-7.1283	5.2640	5.9299	372.1205
90		-5.8021	4.4640	5.2750	393.7263



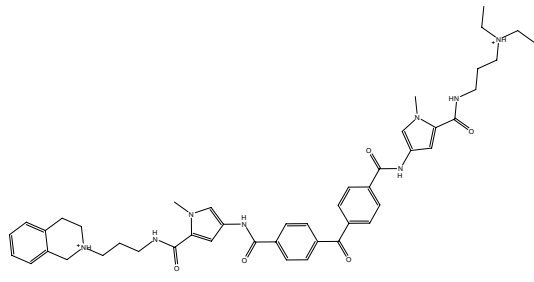
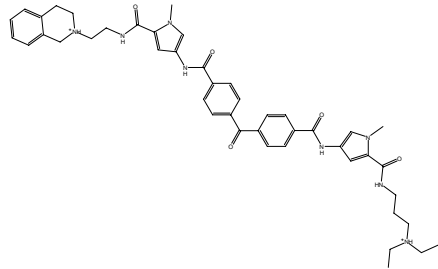
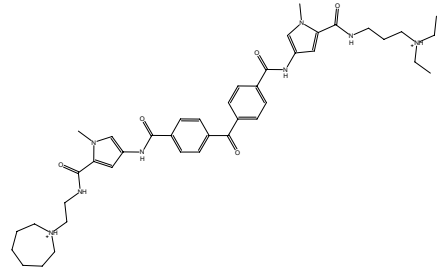
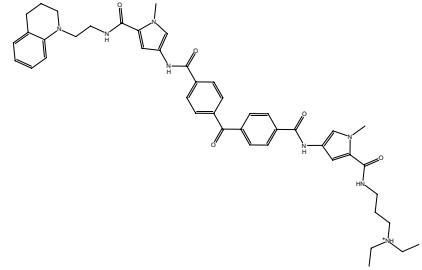
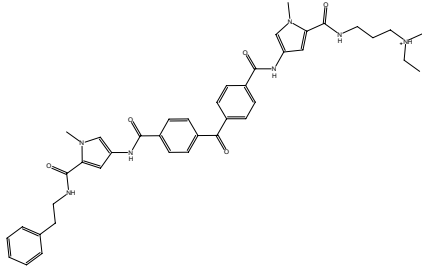
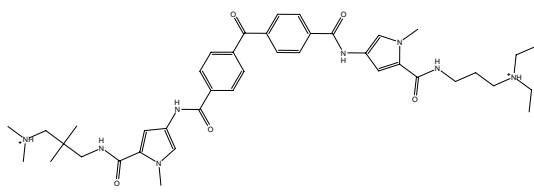
Computed Properties

	mol	logS	logP(o...	slogP	ASA_P
91		-6.0764	4.4210	5.4950	352.7502
92		-5.8746	3.9790	5.1049	354.2603
93		-5.6137	3.0130	4.3413	393.8924
94		-5.8155	3.4550	4.7314	399.1804
95		-6.0530	4.3890	5.4191	384.0939
96		-6.1784	4.5710	5.7410	356.5537

Computed Properties

	mol	logS	logP(o...	slogP	ASA_P
97		-7.7822	5.6990	6.7539	337.1015
98		-6.0870	4.0870	5.8707	355.7334
99		-5.9955	4.2140	5.6468	364.5594
100		-6.0764	4.4210	5.4950	359.0484
101		-6.2781	4.8630	5.8851	365.3270
102		-6.4799	5.3050	6.2752	355.3960

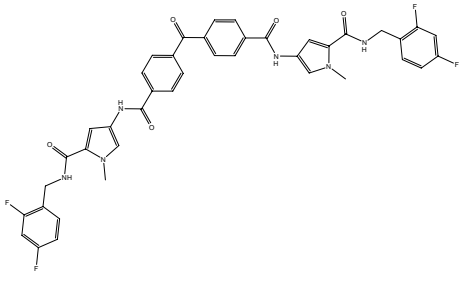
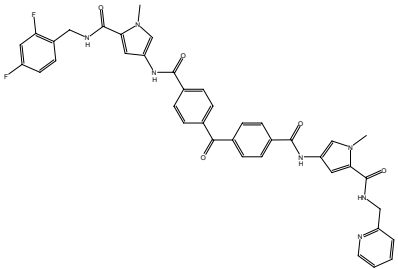
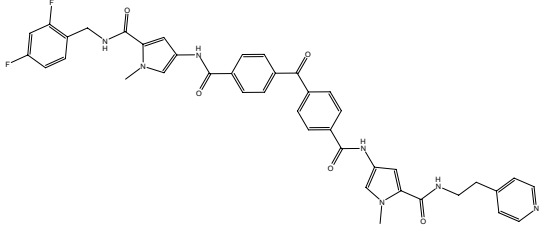
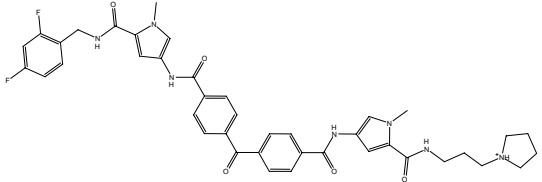
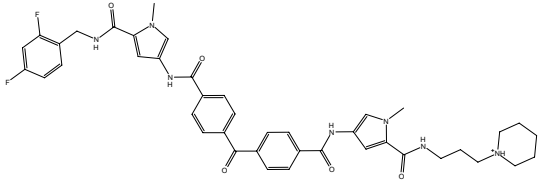
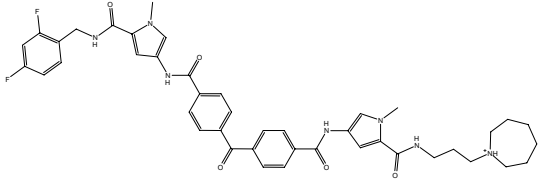
Computed Properties

	mol	logS	logP(o...	slogP	ASA_P
103		-7.4757	5.5830	6.7239	354.8991
104		-7.2740	5.1410	6.3338	348.3996
105		-6.2781	4.8630	5.8851	347.6525
106		-7.5317	5.4490	6.4619	338.5598
107		-7.2537	5.4460	6.2518	340.0385
108		-5.9275	4.6460	5.5969	367.6301

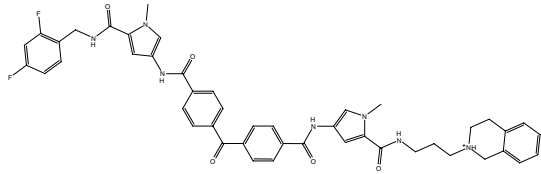
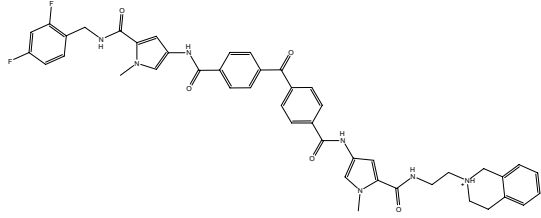
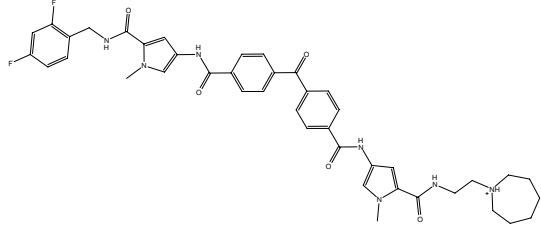
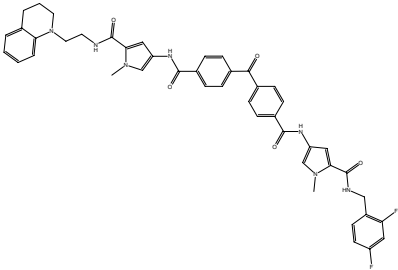
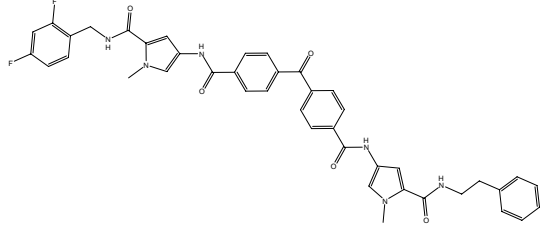
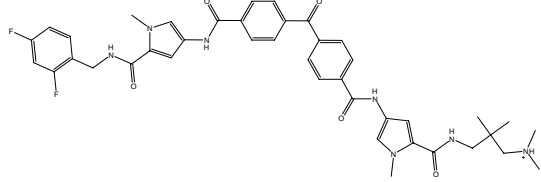
Computed Properties

	mol	logS	logP(o...	slogP	ASA_P
109		-7.6801	5.5490	6.5079	353.4460
110		-7.4784	5.1070	6.1178	341.7680
111		-7.2175	4.1410	5.3542	395.2623
112		-7.4192	4.5830	5.7443	394.2499
113		-7.6568	5.5170	6.4320	373.2786
114		-7.7822	5.6990	6.7539	342.0515

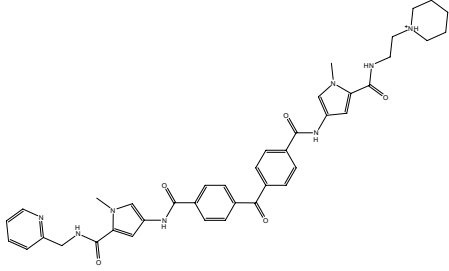
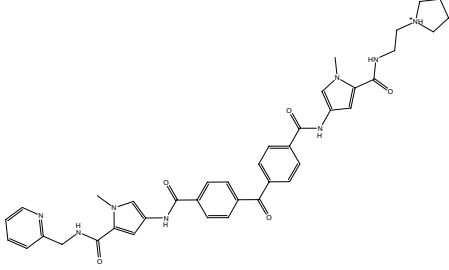
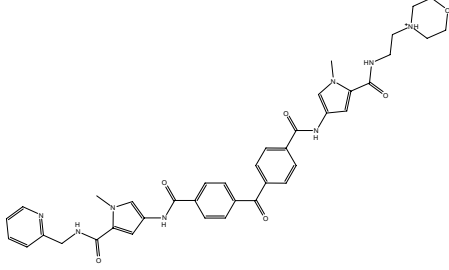
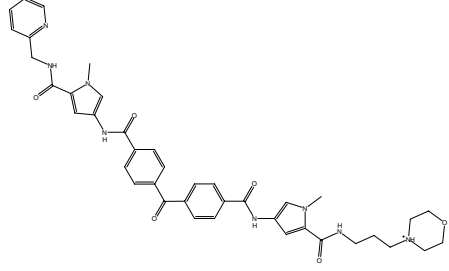
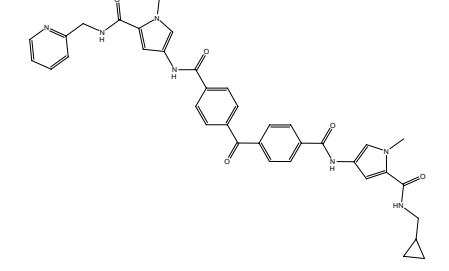
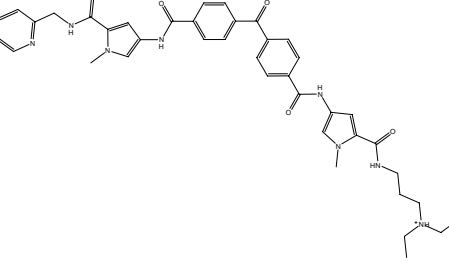
Computed Properties

	mol	logS	logP(o...	slogP	ASA_P
115		-9.3860	6.8270	7.7668	331.6310
116		-7.6908	5.2150	6.8836	334.5032
117		-7.5993	5.3420	6.6597	355.6262
118		-7.6801	5.5490	6.5079	349.4144
119		-7.8819	5.9910	6.8980	350.6060
120		-8.0837	6.4330	7.2881	339.5891

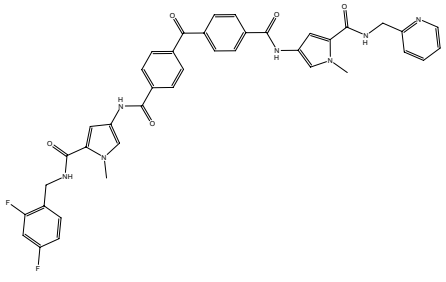
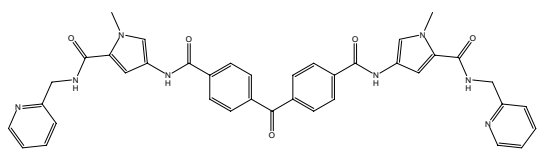
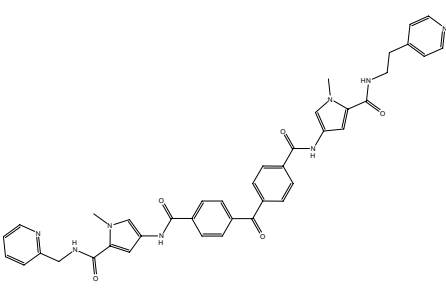
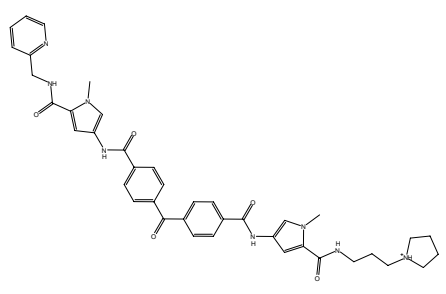
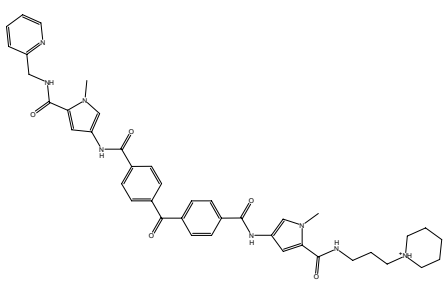
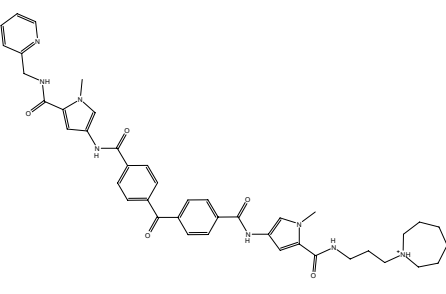
Computed Properties

	mol	logS	logP(o...	slogP	ASA_P
121		-9.0795	6.7110	7.7368	343.2099
122		-8.8778	6.2690	7.3467	337.8016
123		-7.8819	5.9910	6.8980	339.5160
124		-9.1355	6.5770	7.4748	333.5831
125		-8.8575	6.5740	7.2647	334.7685
126		-7.5313	5.7740	6.6098	356.7984

Computed Properties

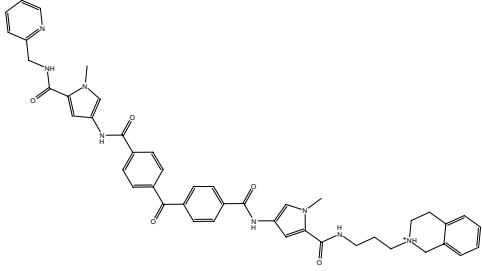
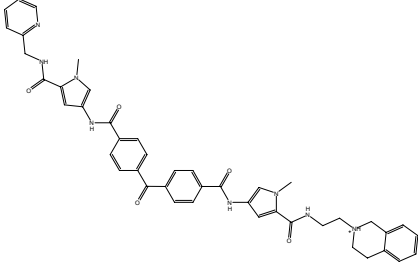
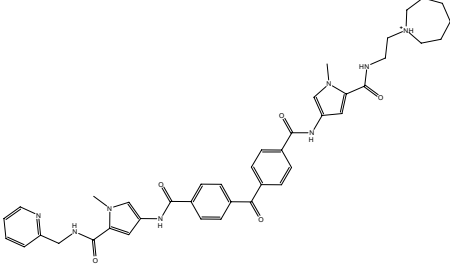
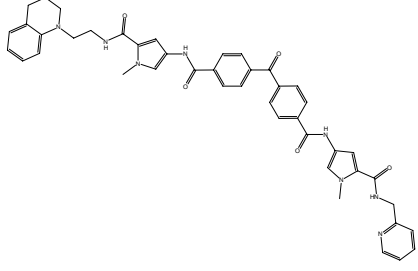
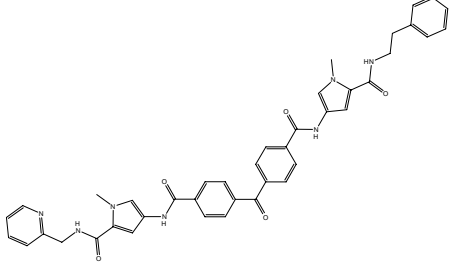
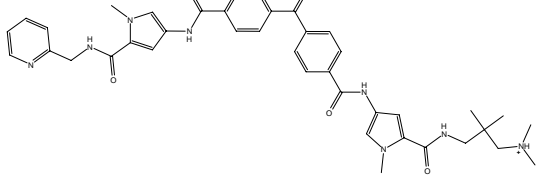
	mol	logS	logP(o...	slogP	ASA_P
127		-5.9850	3.9370	5.6247	364.1519
128		-5.7832	3.4950	5.2346	354.8063
129		-5.5223	2.5290	4.4710	394.6494
130		-5.7241	2.9710	4.8611	399.5209
131		-5.9616	3.9050	5.5488	382.7434
132		-6.0870	4.0870	5.8707	357.0101

Computed Properties

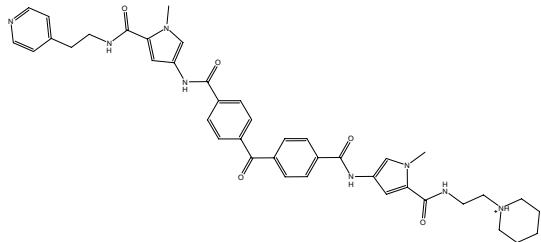
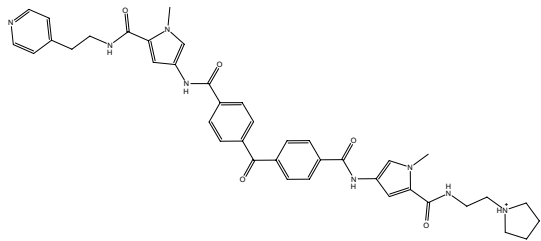
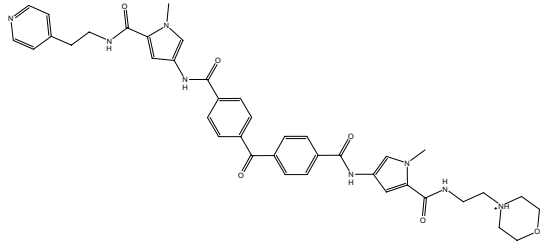
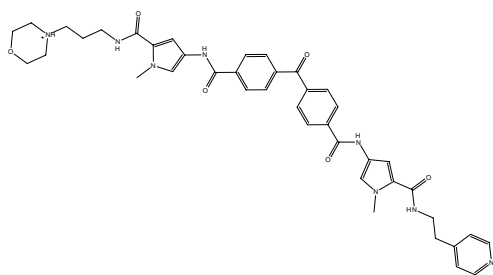
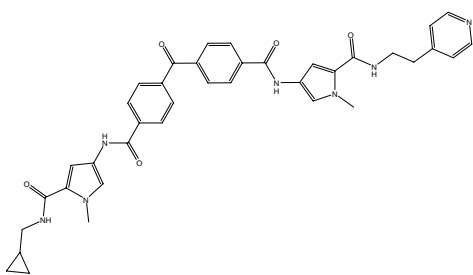
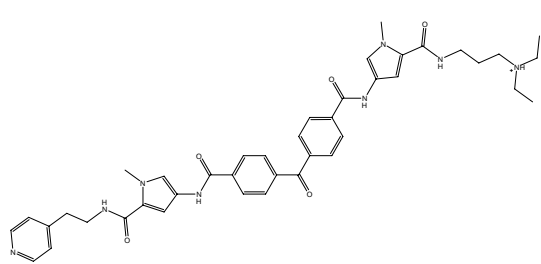
	mol	logS	logP(o...	slogP	ASA_P
133		-7.6908	5.2150	6.8836	339.9525
134		-5.9956	3.6030	6.0004	358.9250
135		-5.9041	3.7300	5.7765	362.9044
136		-5.9850	3.9370	5.6247	356.6659
137		-6.1867	4.3790	6.0148	363.5406
138		-6.3885	4.8210	6.4049	347.7186



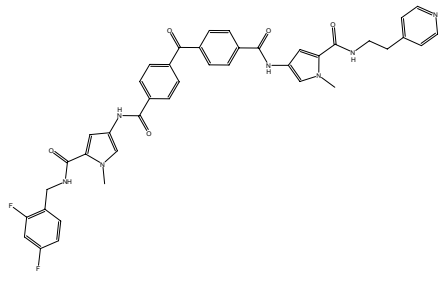
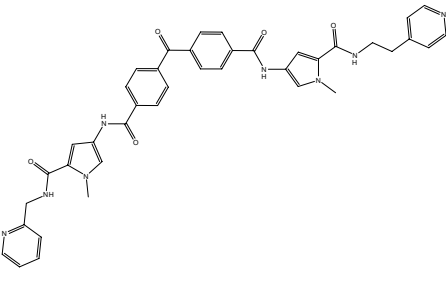
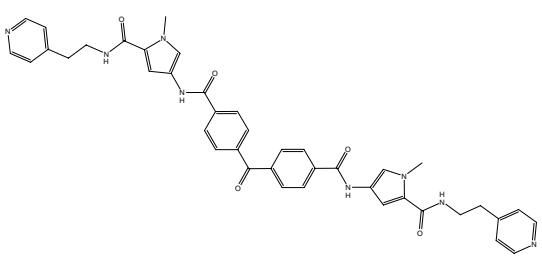
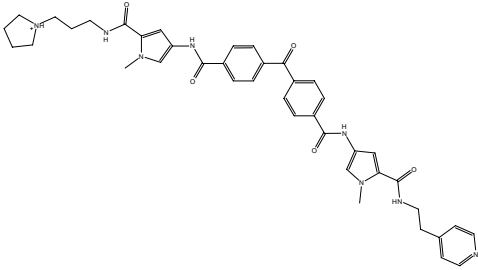
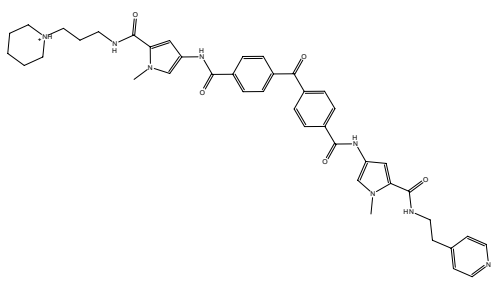
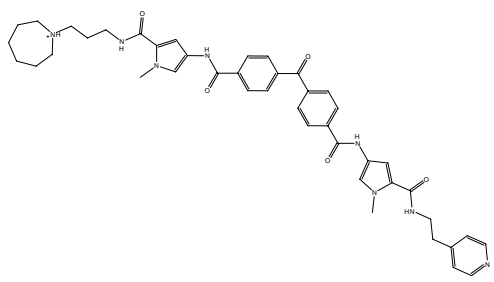
Computed Properties

	mol	logS	logP(o...	slogP	ASA_P
139		-7.3843	5.0990	6.8536	355.1004
140		-7.1826	4.6570	6.4635	349.4968
141		-6.1867	4.3790	6.0148	345.9061
142		-7.4403	4.9650	6.5916	341.4284
143		-7.1623	4.9620	6.3815	342.5676
144		-5.8361	4.1620	5.7266	373.4277

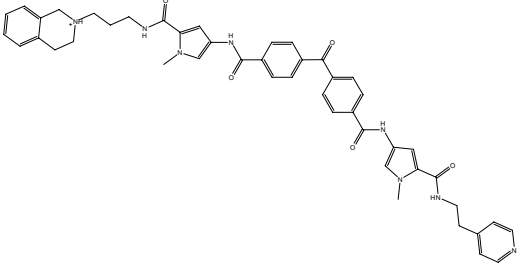
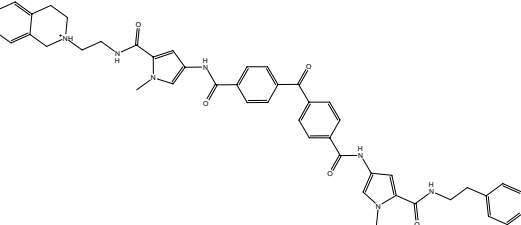
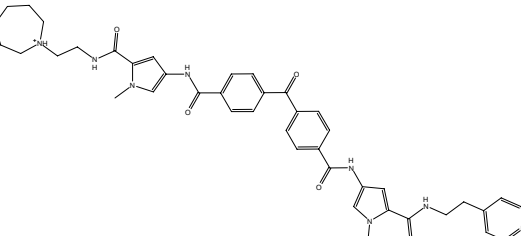
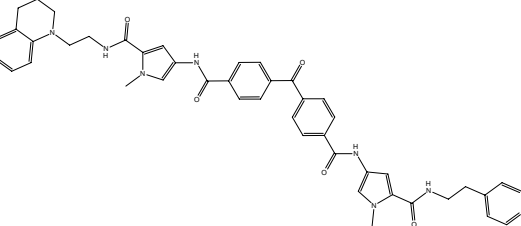
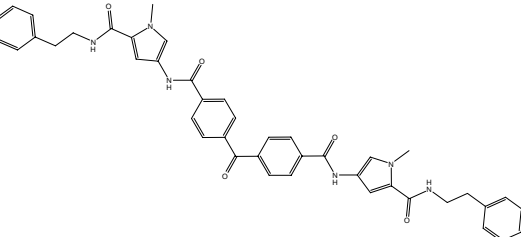
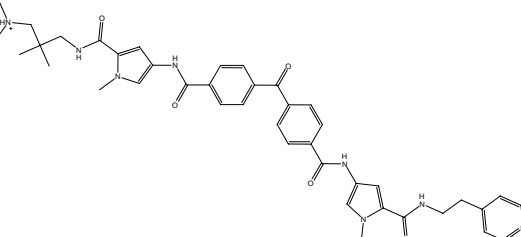
Computed Properties

	mol	logS	logP(o...	slogP	ASA_P
145		-5.8935	4.0640	5.4008	353.7324
146		-5.6917	3.6220	5.0107	360.1138
147		-5.4308	2.6560	4.2471	396.1707
148		-5.6326	3.0980	4.6372	402.7661
149		-5.8702	4.0320	5.3249	388.6944
150		-5.9955	4.2140	5.6468	354.3810

Computed Properties

	mol	logS	logP(o...	slogP	ASA_P
151		-7.5993	5.3420	6.6597	344.0634
152		-5.9041	3.7300	5.7765	345.1522
153		-5.8127	3.8570	5.5525	365.2278
154		-5.8935	4.0640	5.4008	359.9199
155		-6.0953	4.5060	5.7909	362.3095
156		-6.2970	4.9480	6.1810	351.0524

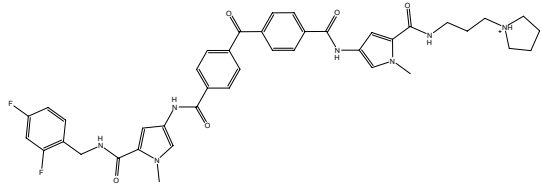
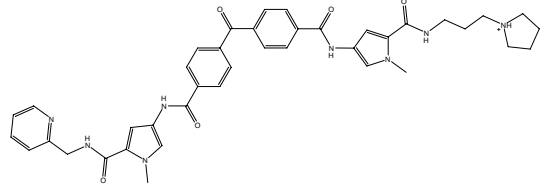
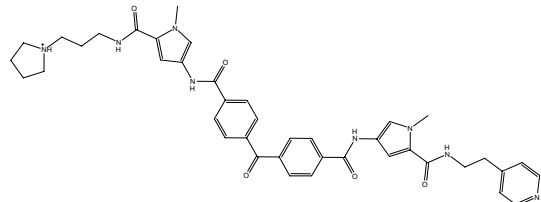
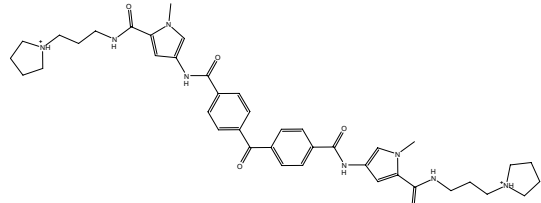
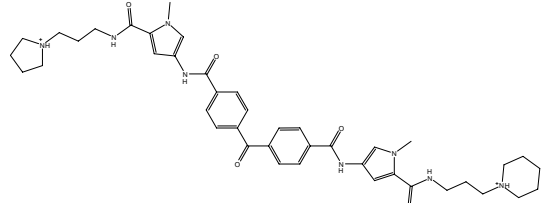
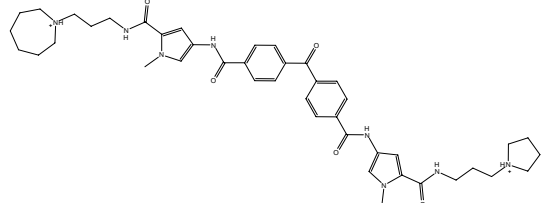
Computed Properties

	mol	logS	logP(o...	slogP	ASA_P
157		-7.2929	5.2260	6.6296	357.5115
158		-7.0911	4.7840	6.2395	350.3412
159		-6.0953	4.5060	5.7909	351.3781
160		-7.3488	5.0920	6.3676	342.3160
161		-7.0708	5.0890	6.1575	348.8133
162		-5.7447	4.2890	5.5027	370.9201

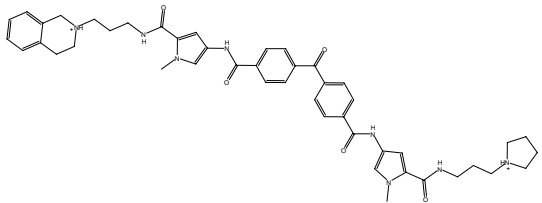
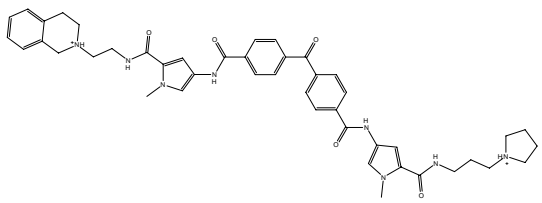
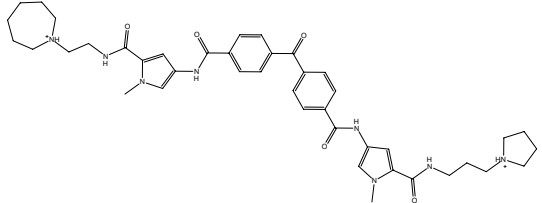
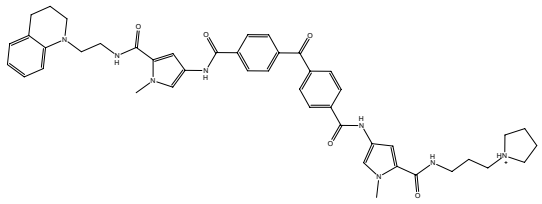
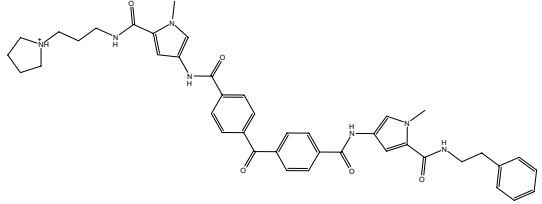
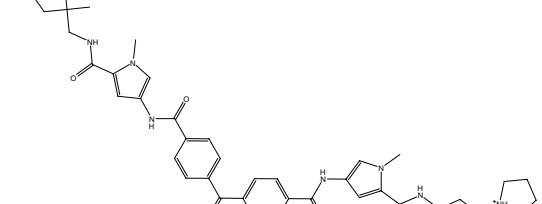
Computed Properties

	mol	logS	logP(o...	slogP	ASA_P
163		-5.9743	4.2710	5.2490	362.8993
164		-5.7725	3.8290	4.8589	365.5624
165		-5.5116	2.8630	4.0953	403.7525
166		-5.7134	3.3050	4.4854	405.7476
167		-5.9510	4.2390	5.1731	392.1629
168		-6.0764	4.4210	5.4950	358.6207

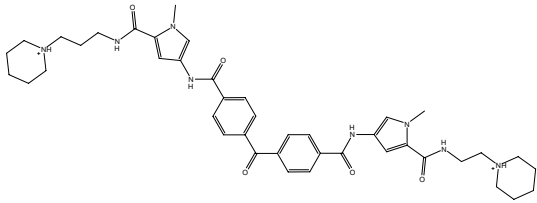
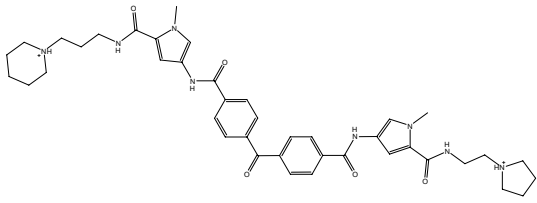
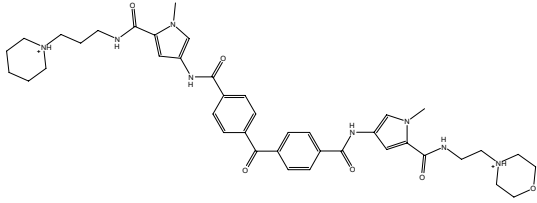
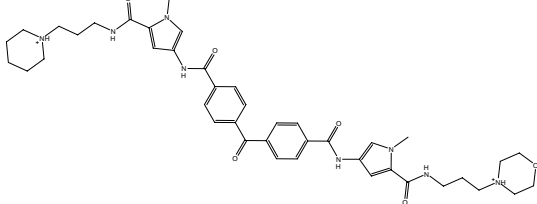
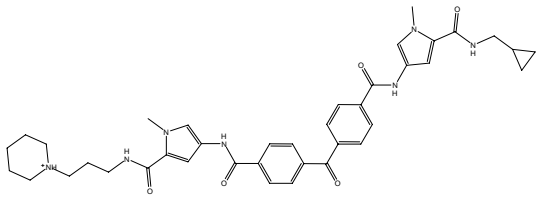
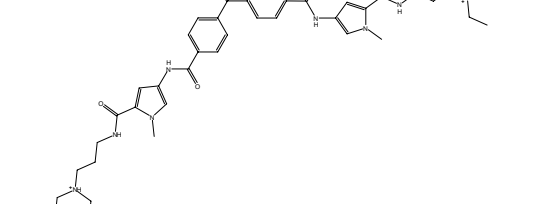
Computed Properties

	mol	logS	logP(o...	slogP	ASA_P
169		-7.6801	5.5490	6.5079	346.9080
170		-5.9850	3.9370	5.6247	349.3052
171		-5.8935	4.0640	5.4008	366.6171
172		-5.9743	4.2710	5.2490	366.1328
173		-6.1761	4.7130	5.6391	370.8508
174		-6.3779	5.1550	6.0292	354.8043

Computed Properties

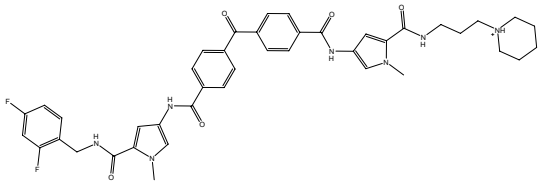
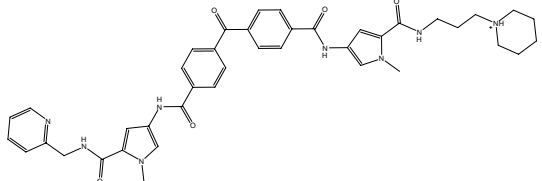
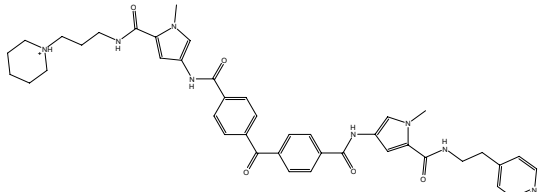
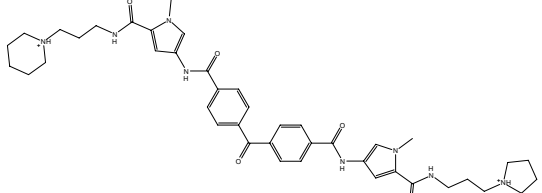
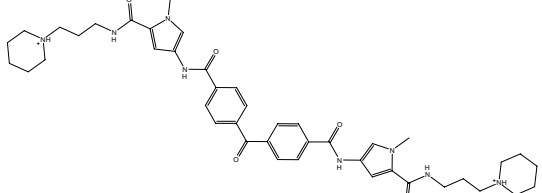
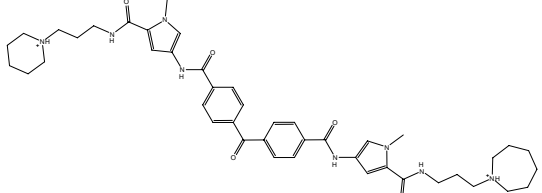
	mol	logS	logP(o...	slogP	ASA_P
175		-7.3737	5.4330	6.4779	354.6416
176		-7.1719	4.9910	6.0878	353.4208
177		-6.1761	4.7130	5.6391	352.8009
178		-7.4297	5.2990	6.2159	341.7725
179		-7.1516	5.2960	6.0058	348.9168
180		-5.8255	4.4960	5.3509	373.5695

Computed Properties

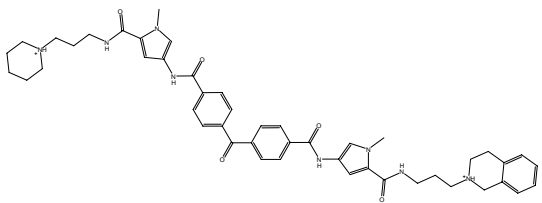
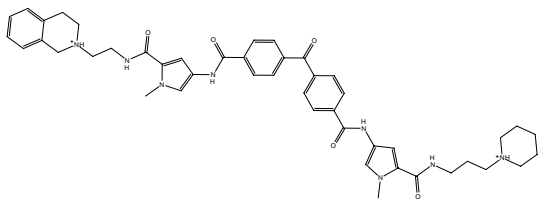
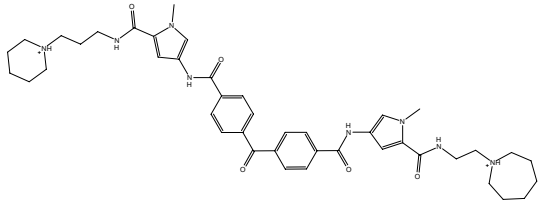
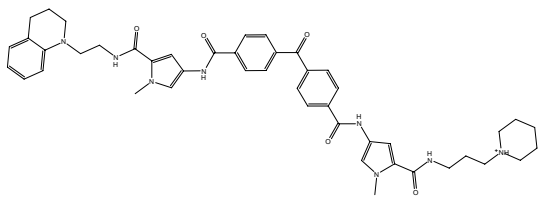
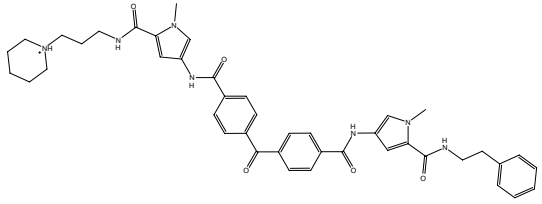
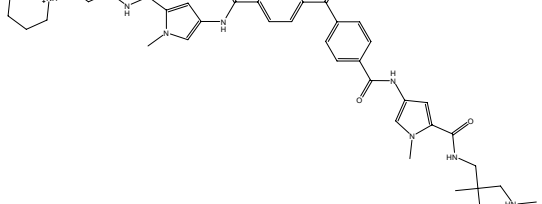
	mol	logS	logP(o...	slogP	ASA_P
181		-6.1761	4.7130	5.6391	357.5352
182		-5.9743	4.2710	5.2490	350.2916
183		-5.7134	3.3050	4.4854	396.4216
184		-5.9152	3.7470	4.8755	388.1713
185		-6.1528	4.6810	5.5632	379.2633
186		-6.2781	4.8630	5.8851	343.6049



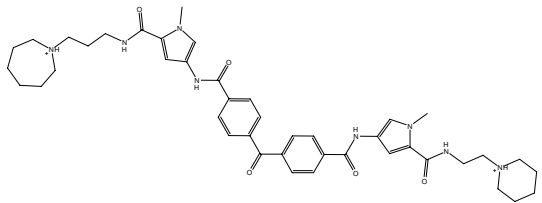
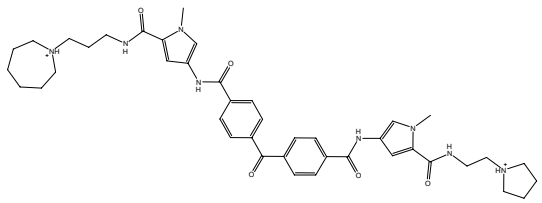
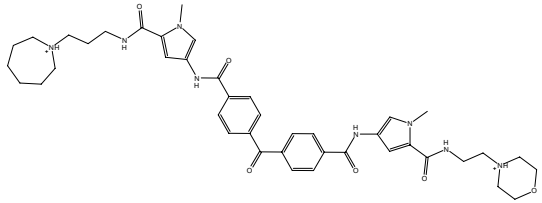
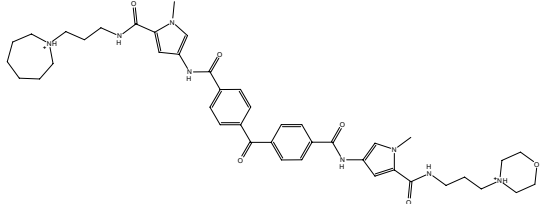
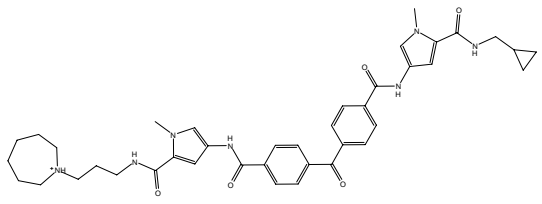
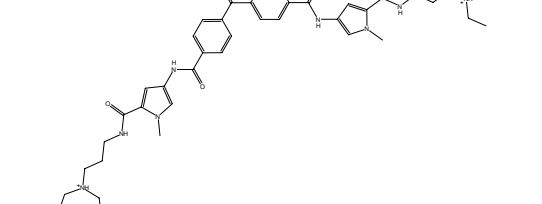
Computed Properties

	mol	logS	logP(o...	slogP	ASA_P
187		-7.8819	5.9910	6.8980	335.8893
188		-6.1867	4.3790	6.0148	342.6417
189		-6.0953	4.5060	5.7909	355.3577
190		-6.1761	4.7130	5.6391	355.3141
191		-6.3779	5.1550	6.0292	354.8130
192		-6.5796	5.5970	6.4193	344.2182

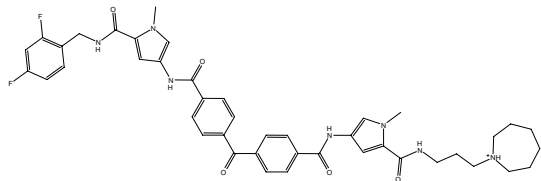
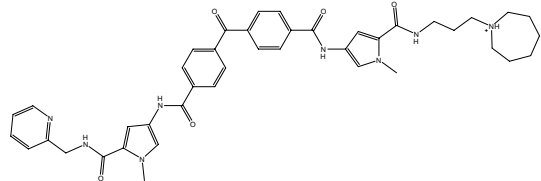
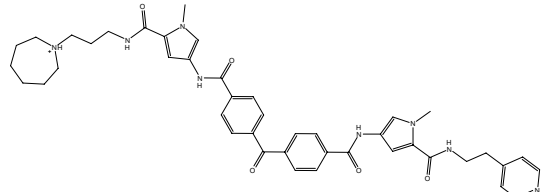
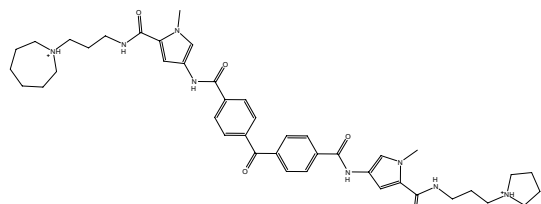
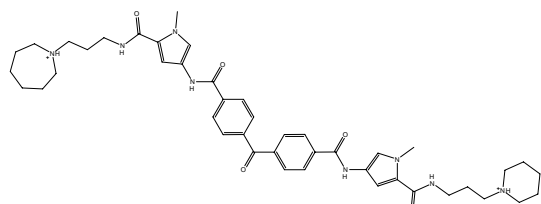
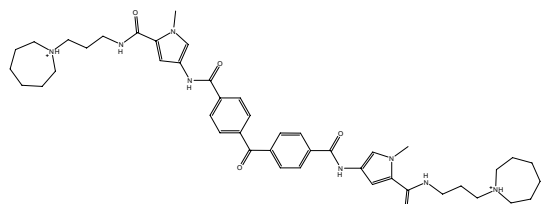
Computed Properties

	mol	logS	logP(o...	slogP	ASA_P
193		-7.5755	5.8750	6.8680	346.5766
194		-7.3737	5.4330	6.4779	345.2297
195		-6.3779	5.1550	6.0292	346.2473
196		-7.6314	5.7410	6.6060	336.6646
197		-7.3534	5.7380	6.3959	341.9341
198		-6.0272	4.9380	5.7410	359.9873

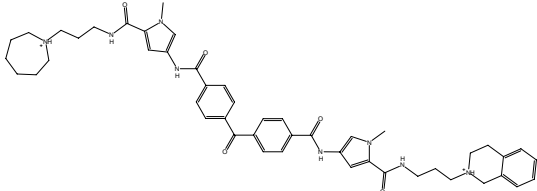
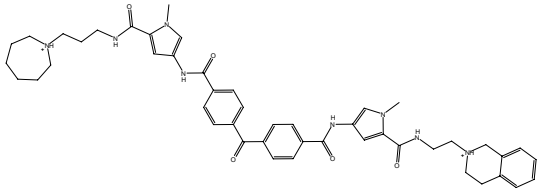
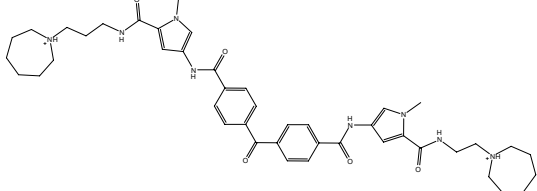
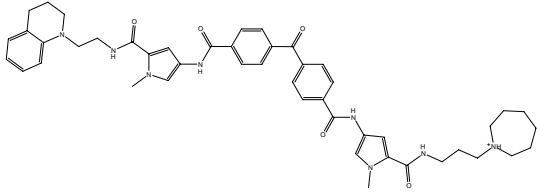
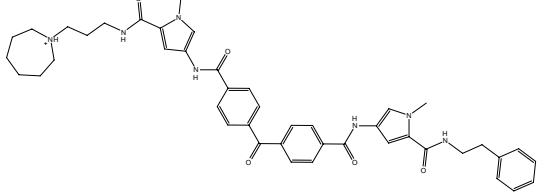
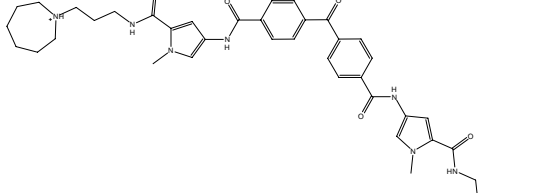
Computed Properties

	mol	logS	logP(o...	slogP	ASA_P
199		-6.3779	5.1550	6.0292	345.2558
200		-6.1761	4.7130	5.6391	344.1400
201		-5.9152	3.7470	4.8755	387.1616
202		-6.1170	4.1890	5.2656	390.1909
203		-6.3545	5.1230	5.9533	377.0565
204		-6.4799	5.3050	6.2752	350.5085

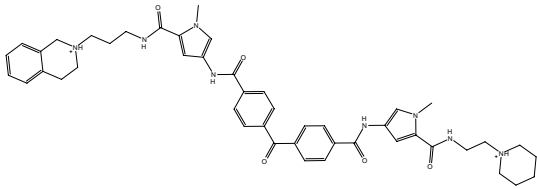
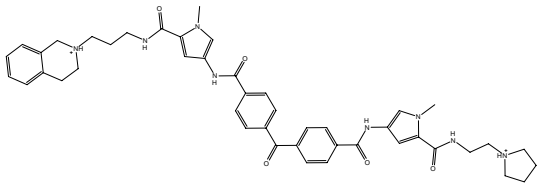
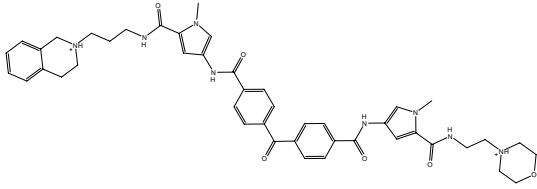
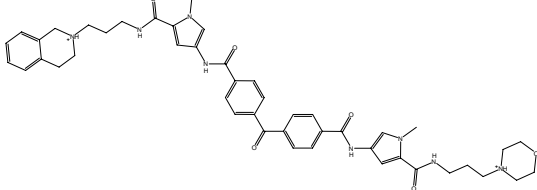
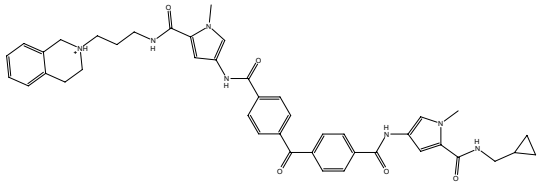
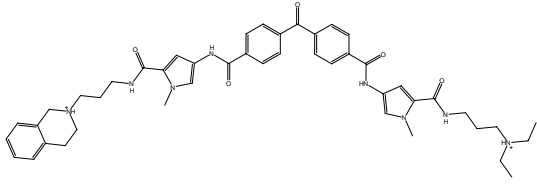
Computed Properties

	mol	logS	logP(o...	slogP	ASA_P
205		-8.0837	6.4330	7.2881	330.8150
206		-6.3885	4.8210	6.4049	347.0296
207		-6.2970	4.9480	6.1810	354.3510
208		-6.3779	5.1550	6.0292	353.7830
209		-6.5796	5.5970	6.4193	355.0574
210		-6.7814	6.0390	6.8094	339.9471

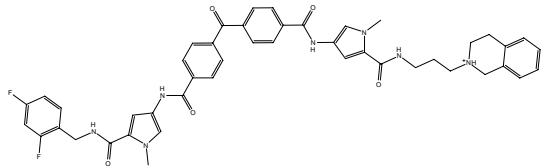
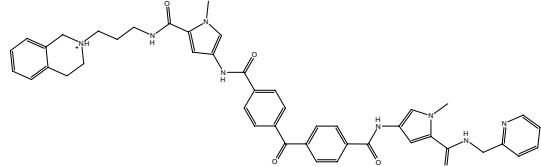
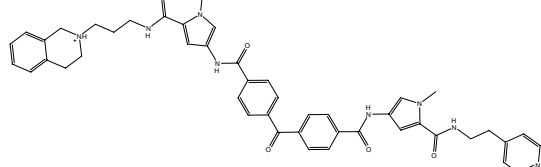
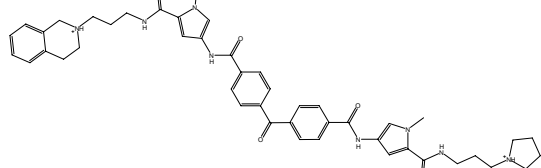
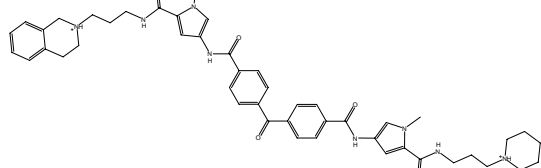
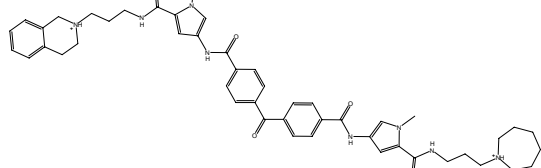
Computed Properties

	mol	logS	logP(o...	slogP	ASA_P
211		-7.7772	6.3170	7.2581	340.5667
212		-7.5755	5.8750	6.8680	340.7449
213		-6.5796	5.5970	6.4193	341.5054
214		-7.8332	6.1830	6.9961	330.3085
215		-7.5552	6.1800	6.7860	337.1130
216		-6.2290	5.3800	6.1311	356.0919

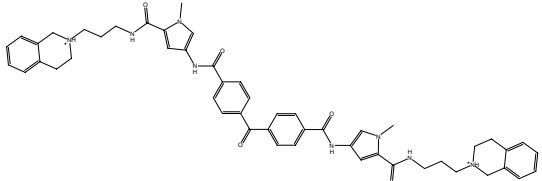
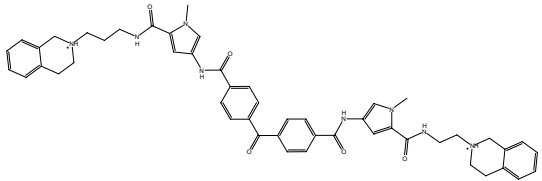
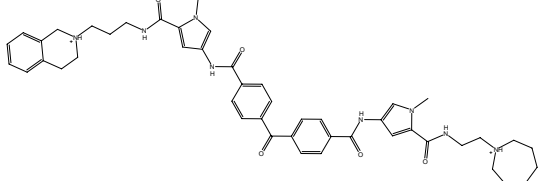
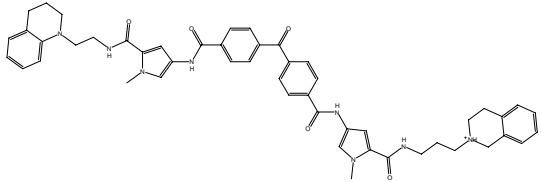
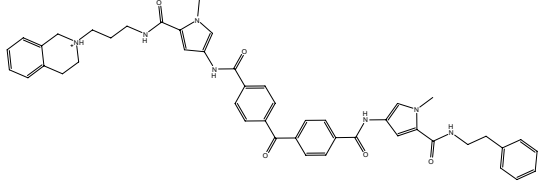
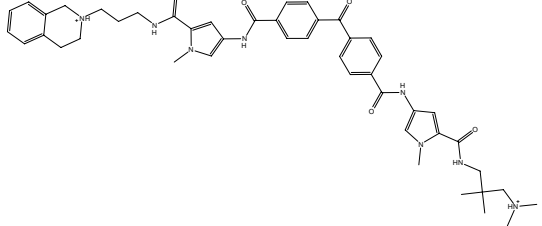
Computed Properties

	mol	logS	logP(o...	slogP	ASA_P
217		-7.3737	5.4330	6.4779	376.3459
218		-7.1719	4.9910	6.0878	379.7683
219		-6.9110	4.0250	5.3242	419.2325
220		-7.1128	4.4670	5.7143	413.0876
221		-7.3504	5.4010	6.4020	398.9311
222		-7.4757	5.5830	6.7239	370.4203

Computed Properties

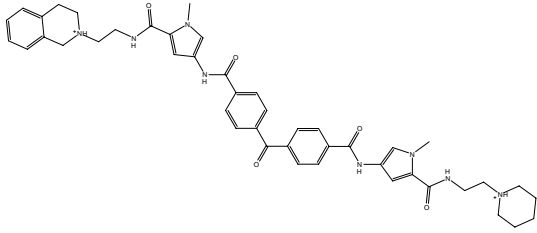
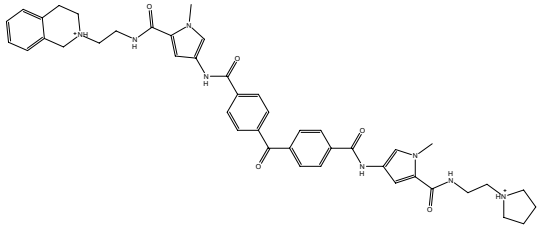
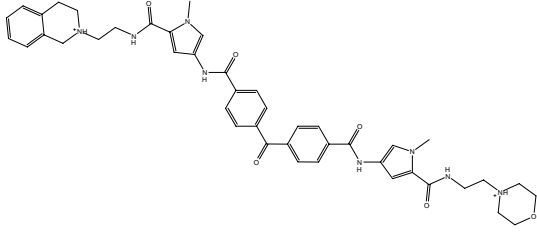
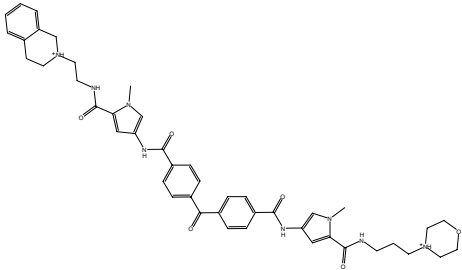
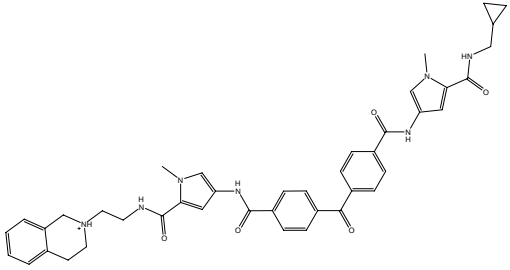
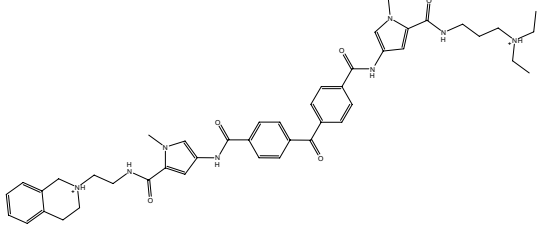
	mol	logS	logP(o...	slogP	ASA_P
223		-9.0795	6.7110	7.7368	357.7904
224		-7.3843	5.0990	6.8536	372.7160
225		-7.2929	5.2260	6.6296	377.1212
226		-7.3737	5.4330	6.4779	373.6469
227		-7.5755	5.8750	6.8680	361.8062
228		-7.7772	6.3170	7.2581	364.3890

Computed Properties

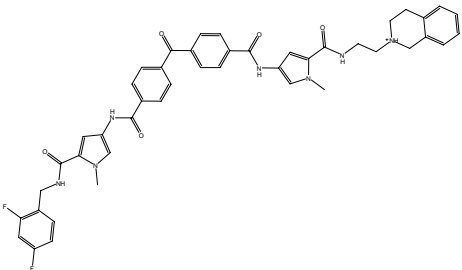
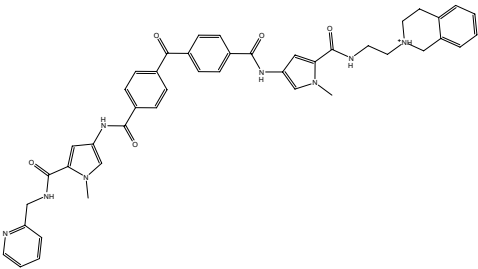
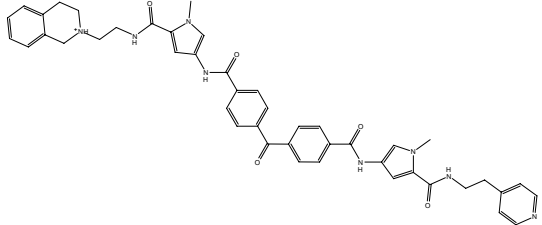
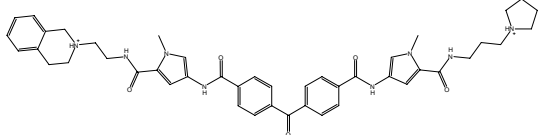
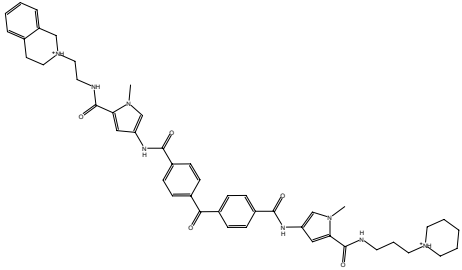
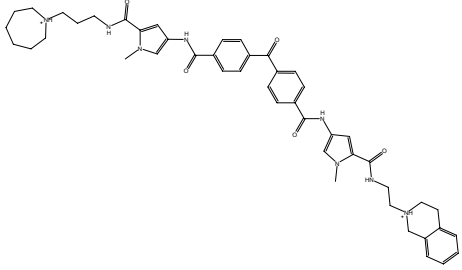
	mol	logS	logP(o...	slogP	ASA_P
229		-8.7731	6.5950	7.7067	370.5798
230		-8.5713	6.1530	7.3166	364.5525
231		-7.5755	5.8750	6.8680	365.1989
232		-8.8291	6.4610	7.4447	359.0411
233		-8.5510	6.4580	7.2346	359.9131
234		-7.2249	5.6580	6.5798	380.2775



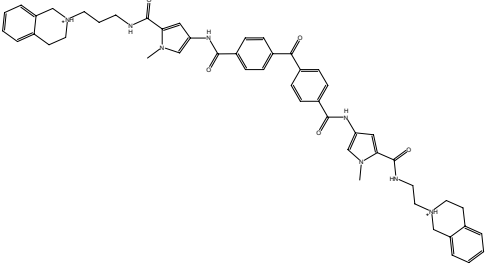
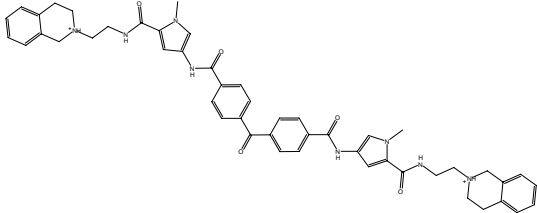
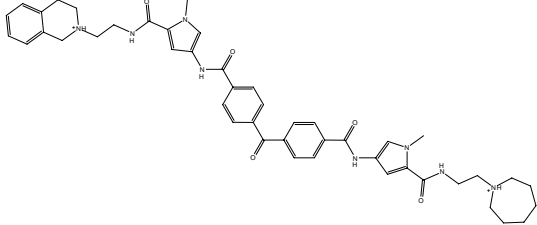
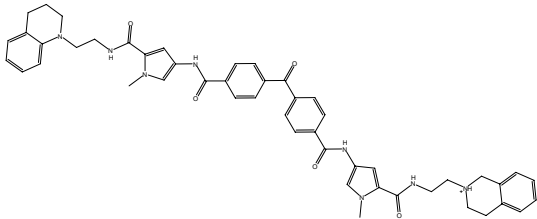
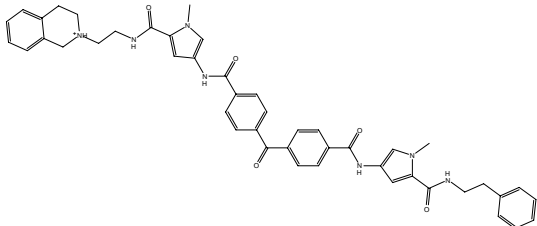
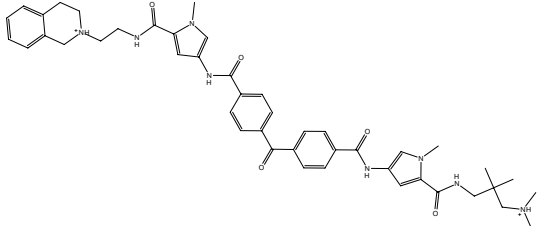
Computed Properties

	mol	logS	logP(o...	slogP	ASA_P
235		-7.1719	4.9910	6.0878	325.5853
236		-6.9702	4.5490	5.6977	327.0968
237		-6.7093	3.5830	4.9341	374.2566
238		-6.9110	4.0250	5.3242	373.8348
239		-7.1486	4.9590	6.0119	350.7113
240		-7.2740	5.1410	6.3338	325.5508

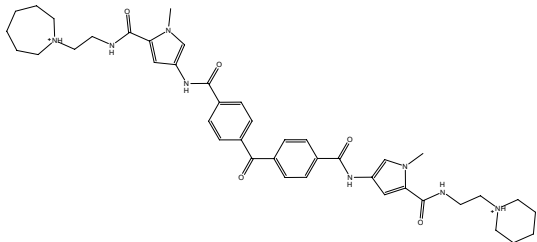
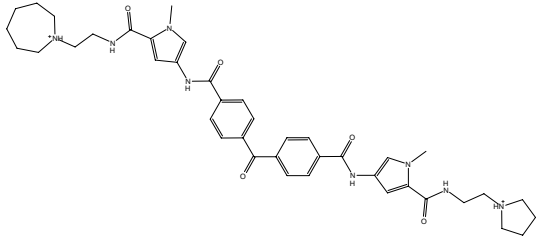
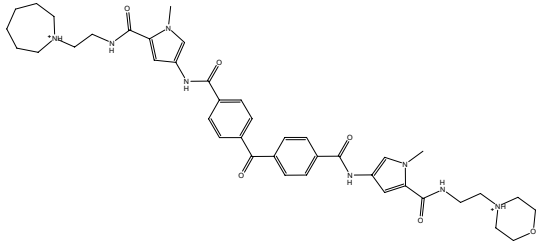
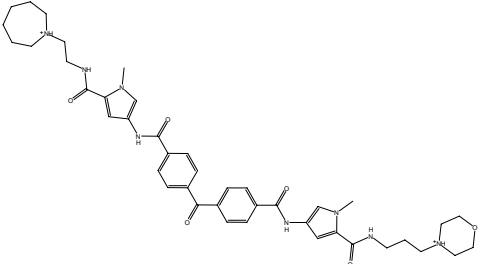
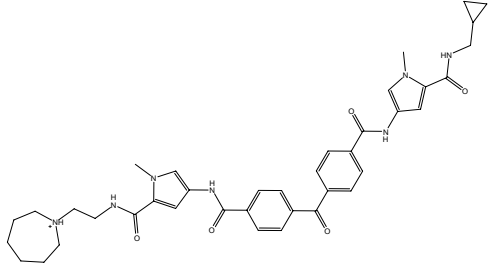
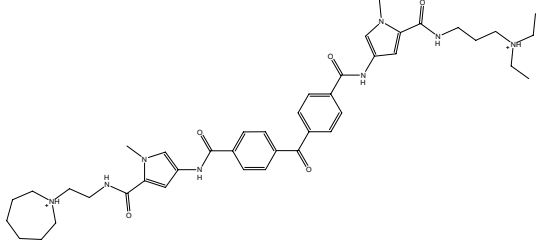
Computed Properties

	mol	logS	logP(o...	slogP	ASA_P
241		-8.8778	6.2690	7.3467	306.2283
242		-7.1826	4.6570	6.4635	325.3667
243		-7.0911	4.7840	6.2395	329.9411
244		-7.1719	4.9910	6.0878	327.5391
245		-7.3737	5.4330	6.4779	331.2213
246		-7.5755	5.8750	6.8680	316.0260

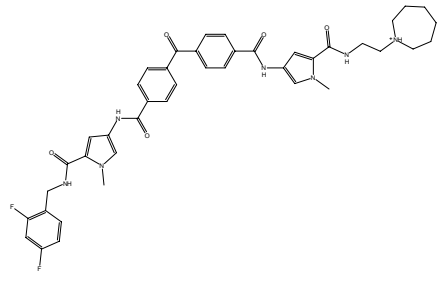
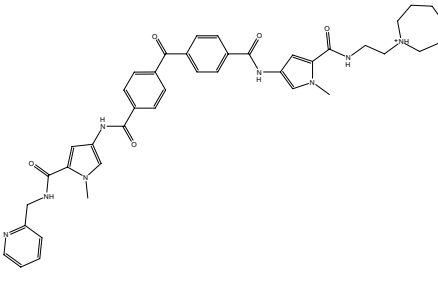
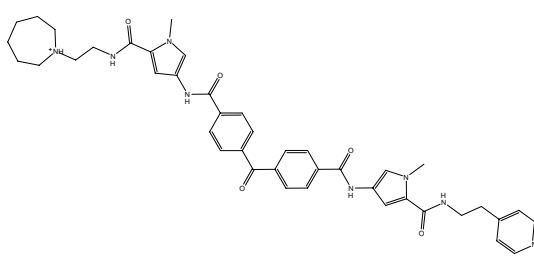
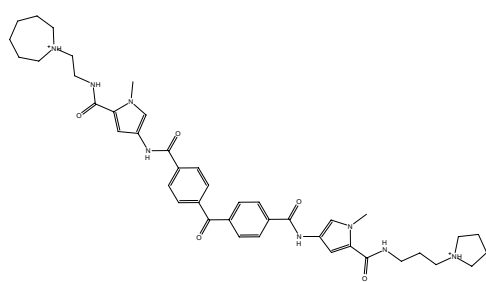
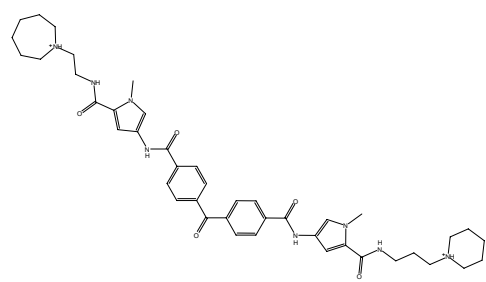
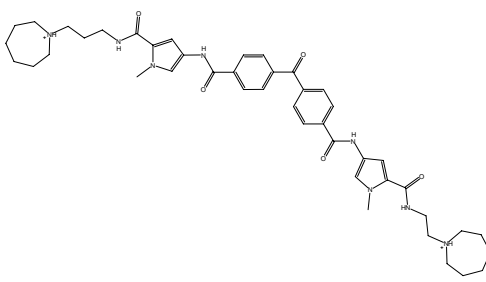
Computed Properties

	mol	logS	logP(o...	slogP	ASA_P
247		-8.5713	6.1530	7.3166	324.8566
248		-8.3695	5.7110	6.9265	322.2615
249		-7.3737	5.4330	6.4779	325.1068
250		-8.6273	6.0190	7.0546	308.0854
251		-8.3493	6.0160	6.8445	312.4367
252		-7.0231	5.2160	6.1897	333.7077

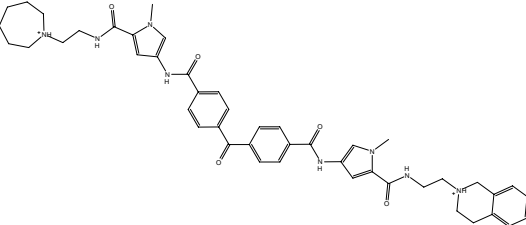
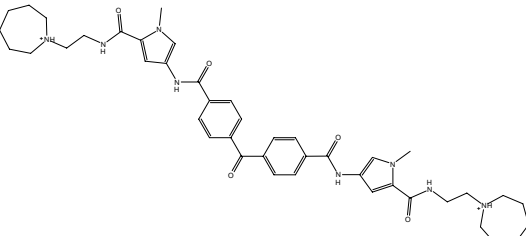
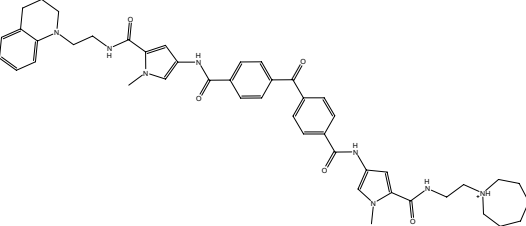
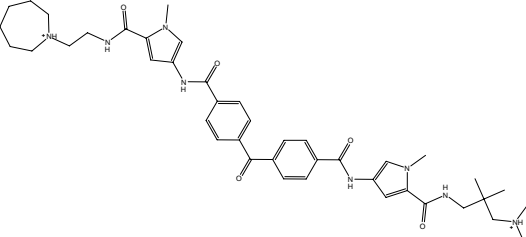
Computed Properties

	mol	logS	logP(o...	slogP	ASA_P
253		-6.1761	4.7130	5.6391	356.9991
254		-5.9743	4.2710	5.2490	355.4566
255		-5.7134	3.3050	4.4854	402.4184
256		-5.9152	3.7470	4.8755	403.2322
257		-6.1528	4.6810	5.5632	389.0784
258		-6.2781	4.8630	5.8851	362.3683

Computed Properties

	mol	logS	logP(o...	slogP	ASA_P
259		-7.8819	5.9910	6.8980	345.3151
260		-6.1867	4.3790	6.0148	361.7769
261		-6.0953	4.5060	5.7909	367.1735
262		-6.1761	4.7130	5.6391	361.2389
263		-6.3779	5.1550	6.0292	368.4507
264		-6.5796	5.5970	6.4193	352.4140

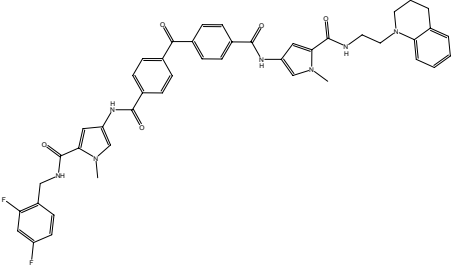
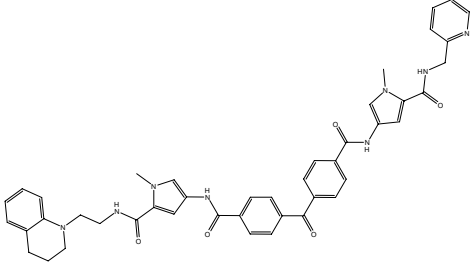
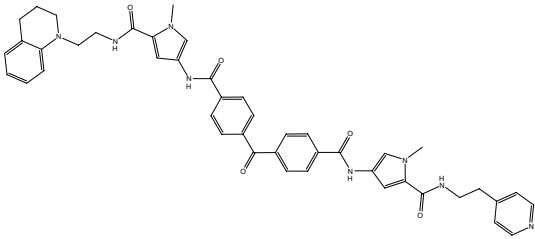
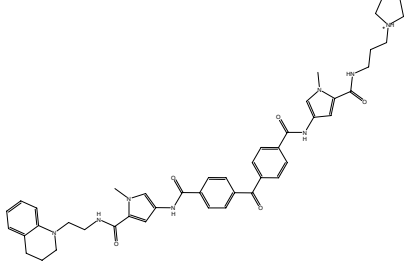
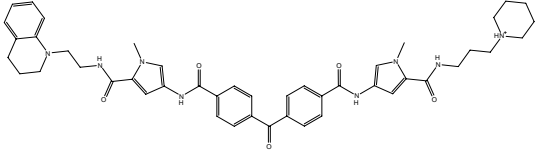
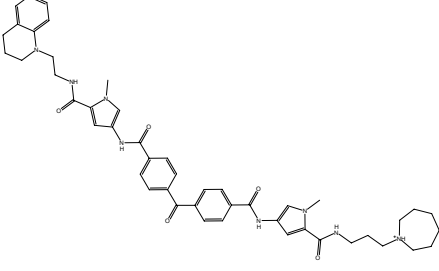
Computed Properties

	mol	logS	logP(o...	slogP	ASA_P
265		-7.5755	5.8750	6.8680	354.2749
266		-7.3737	5.4330	6.4779	352.2203
267		-6.3779	5.1550	6.0292	356.2404
268		-7.6314	5.7410	6.6060	343.4327
269		-7.3534	5.7380	6.3959	345.4163
270		-6.0272	4.9380	5.7410	370.4194

Computed Properties

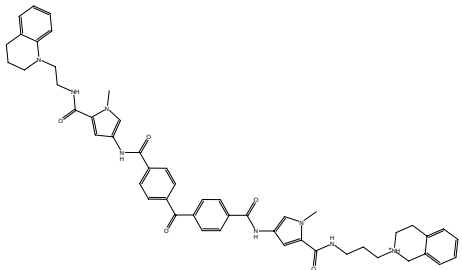
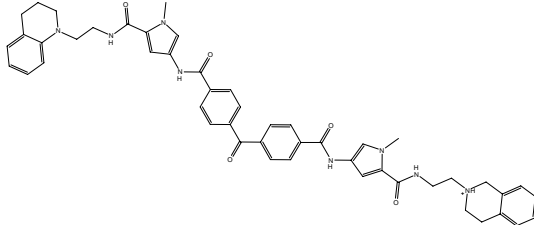
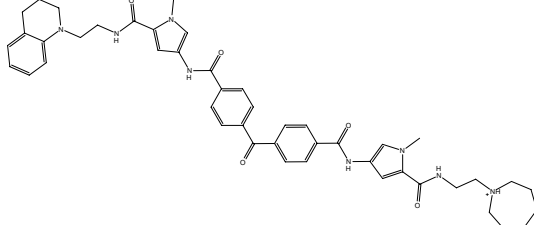
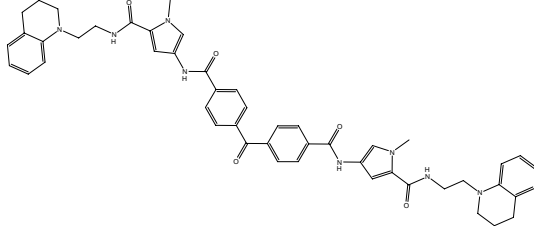
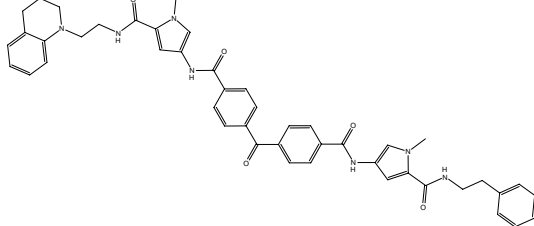
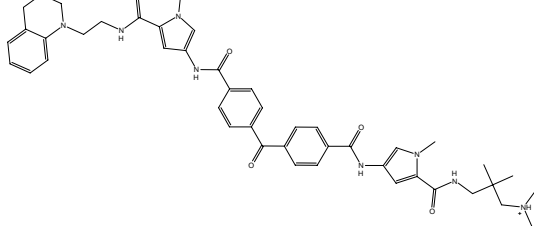
	mol	logS	logP(o...	slogP	ASA_P
271		-7.4297	5.2990	6.2159	356.8700
272		-7.2279	4.8570	5.8258	346.2763
273		-6.9670	3.8910	5.0622	394.7175
274		-7.1688	4.3330	5.4523	389.3108
275		-7.4063	5.2670	6.1400	376.8907
276		-7.5317	5.4490	6.4619	342.5467

Computed Properties

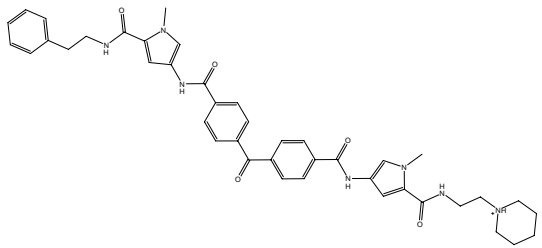
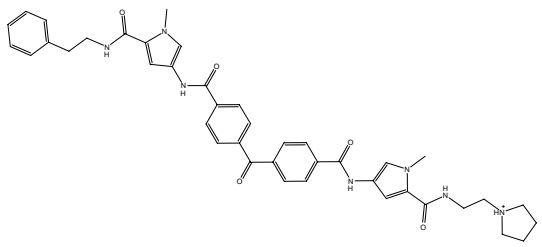
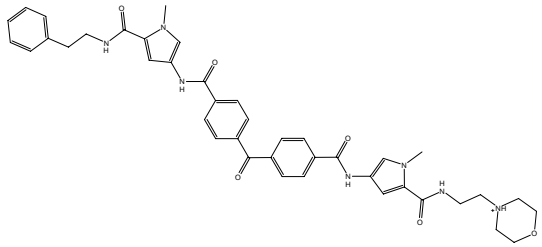
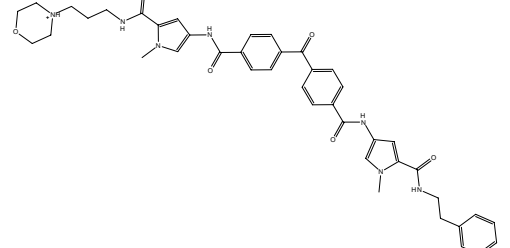
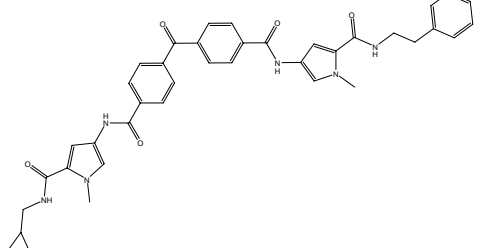
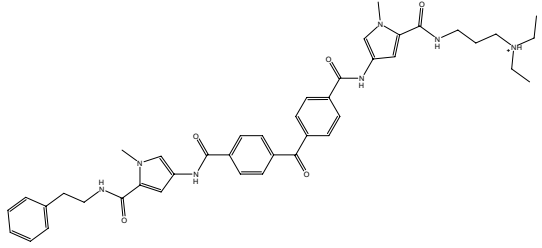
	mol	logS	logP(o...	slogP	ASA_P
277		-9.1355	6.5770	7.4748	334.5764
278		-7.4403	4.9650	6.5916	354.4670
279		-7.3488	5.0920	6.3676	358.3189
280		-7.4297	5.2990	6.2159	353.5533
281		-7.6314	5.7410	6.6060	354.5073
282		-7.8332	6.1830	6.9961	343.7880



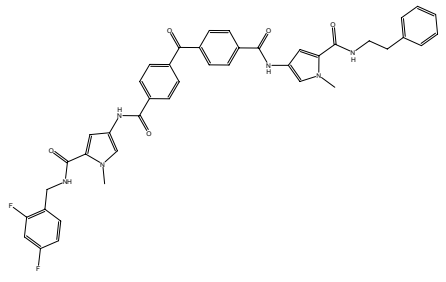
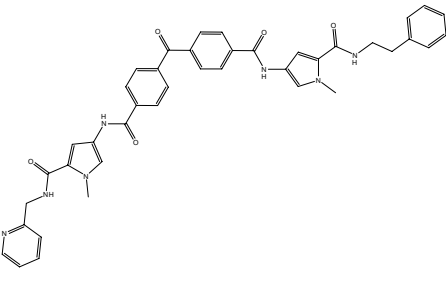
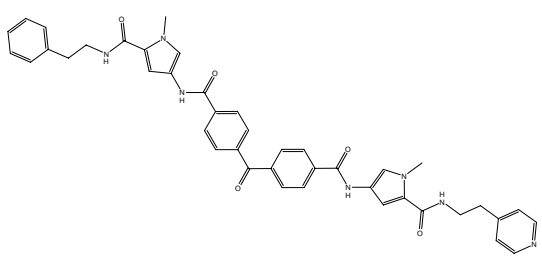
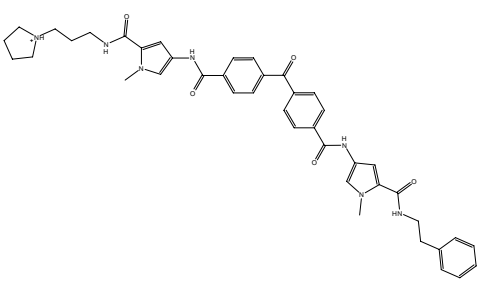
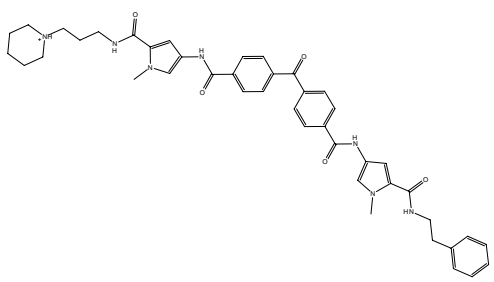
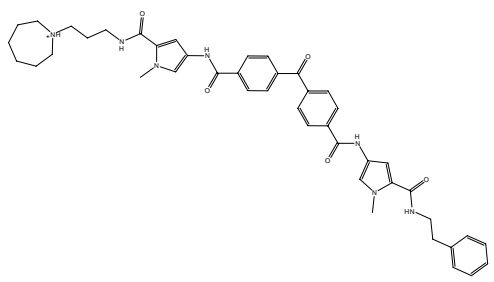
Computed Properties

	mol	logS	logP(o...	slogP	ASA_P
283		-8.8291	6.4610	7.4447	351.0485
284		-8.6273	6.0190	7.0546	339.0839
285		-7.6314	5.7410	6.6060	342.3734
286		-8.8850	6.3270	7.1827	338.0630
287		-8.6070	6.3240	6.9726	335.8333
288		-7.2808	5.5240	6.3178	360.7115

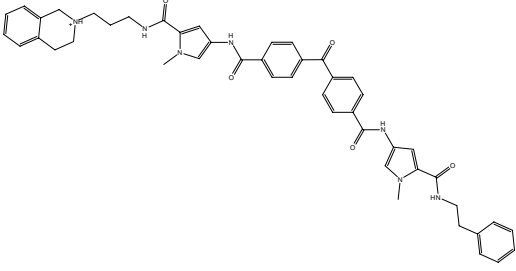
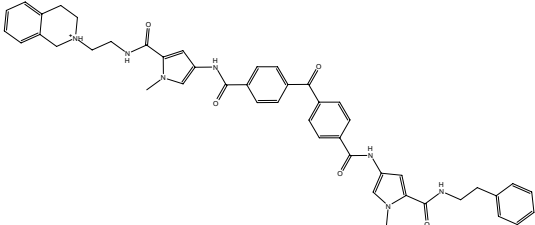
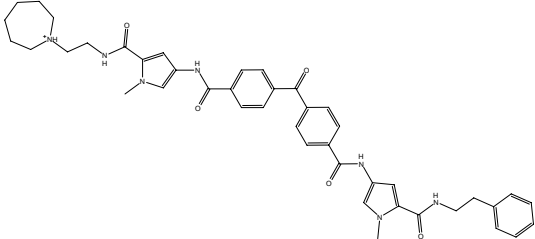
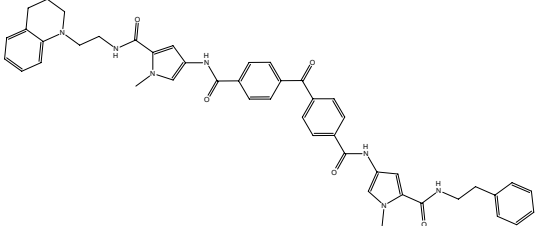
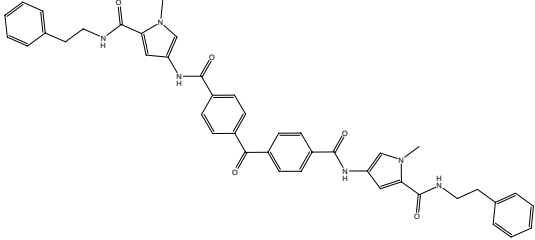
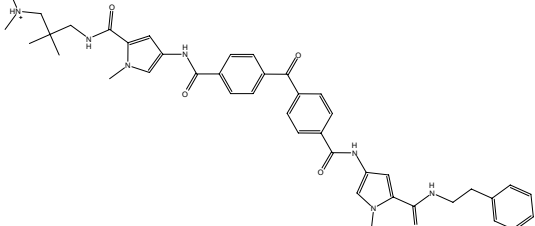
Computed Properties

	mol	logS	logP(o...	slogP	ASA_P
289		-7.1516	5.2960	6.0058	337.9611
290		-6.9499	4.8540	5.6157	346.8197
291		-6.6890	3.8880	4.8521	386.7719
292		-6.8907	4.3300	5.2422	383.5203
293		-7.1283	5.2640	5.9299	367.5254
294		-7.2537	5.4460	6.2518	338.4811

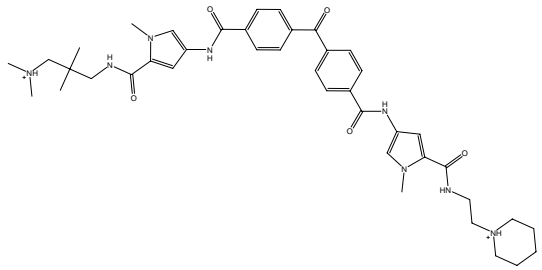
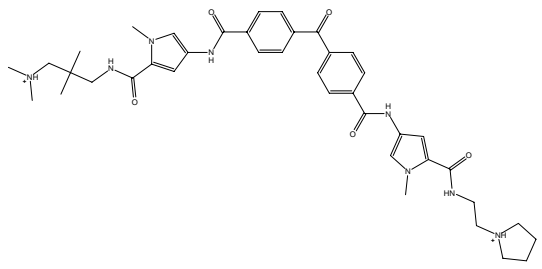
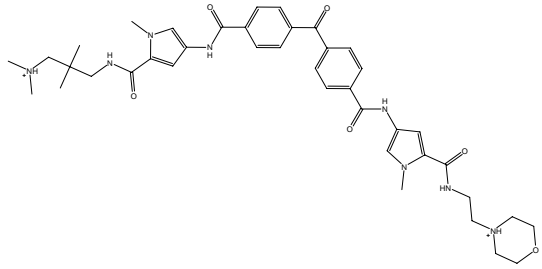
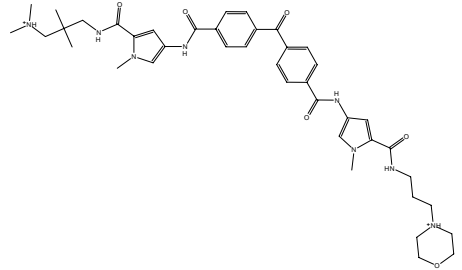
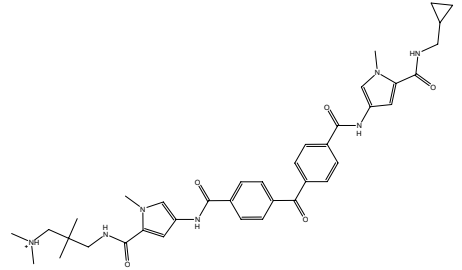
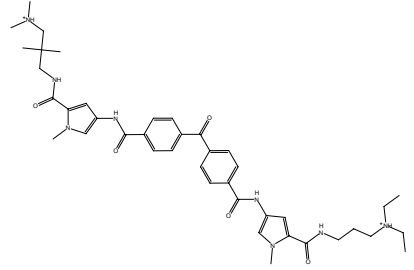
Computed Properties

	mol	logS	logP(o...	slogP	ASA_P
295		-8.8575	6.5740	7.2647	326.7570
296		-7.1623	4.9620	6.3815	326.6485
297		-7.0708	5.0890	6.1575	348.7984
298		-7.1516	5.2960	6.0058	342.5784
299		-7.3534	5.7380	6.3959	348.6178
300		-7.5552	6.1800	6.7860	333.5873

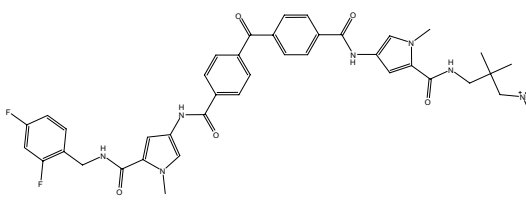
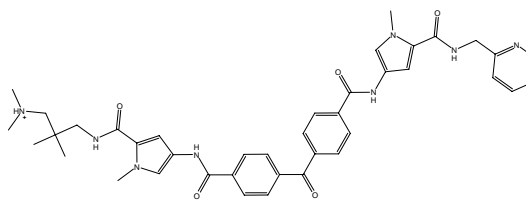
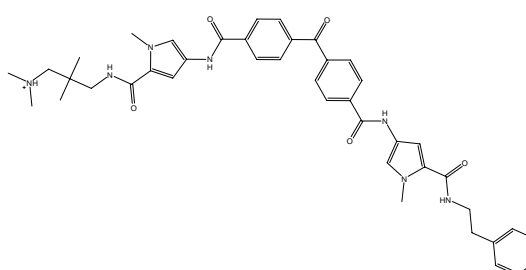
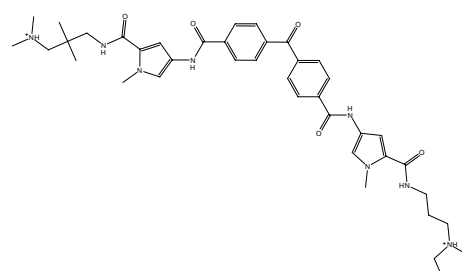
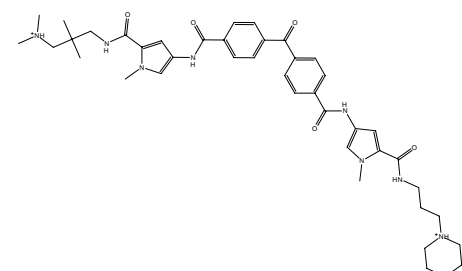
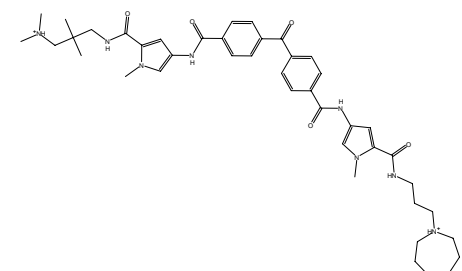
Computed Properties

	mol	logS	logP(o...	slogP	ASA_P
301		-8.5510	6.4580	7.2346	338.6111
302		-8.3493	6.0160	6.8445	332.4690
303		-7.3534	5.7380	6.3959	334.7275
304		-8.6070	6.3240	6.9726	327.1290
305		-8.3290	6.3210	6.7625	327.4195
306		-7.0028	5.5210	6.1077	350.1994

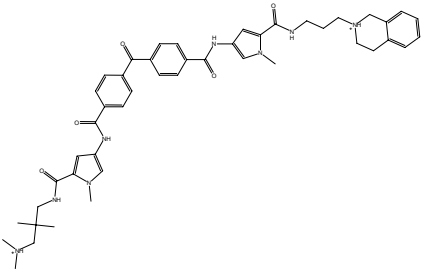
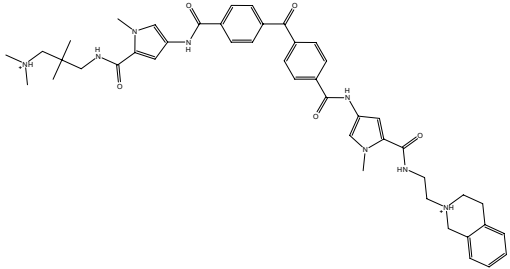
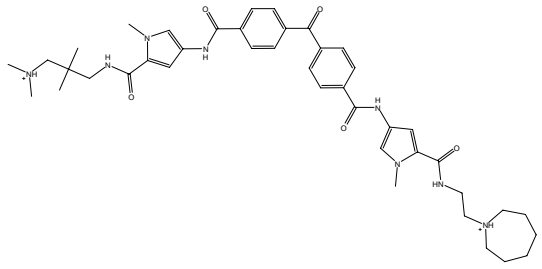
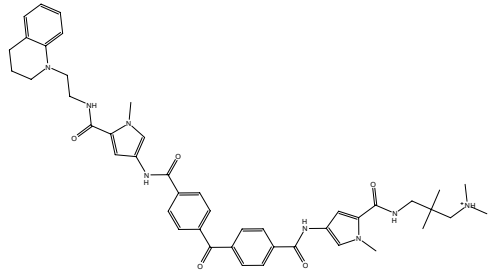
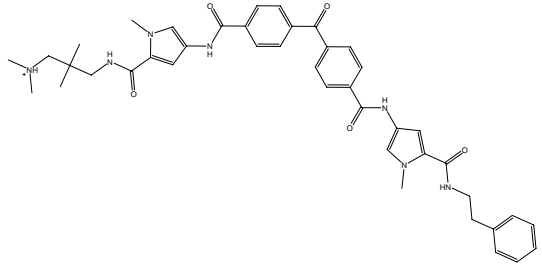
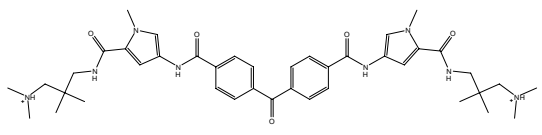
Computed Properties

	mol	logS	logP(o...	slogP	ASA_P
307		-5.8255	4.4960	5.3509	353.6850
308		-5.6237	4.0540	4.9608	356.4901
309		-5.3628	3.0880	4.1972	399.4469
310		-5.5646	3.5300	4.5873	405.5731
311		-5.8021	4.4640	5.2750	391.5518
312		-5.9275	4.6460	5.5969	356.7951

Computed Properties

	mol	logS	logP(o...	slogP	ASA_P
313		-7.5313	5.7740	6.6098	344.8359
314		-5.8361	4.1620	5.7266	348.8666
315		-5.7447	4.2890	5.5027	366.7844
316		-5.8255	4.4960	5.3509	364.6262
317		-6.0272	4.9380	5.7410	370.0450
318		-6.2290	5.3800	6.1311	354.8804

Computed Properties

	mol	logS	logP(o...	slogP	ASA_P
319		-7.2249	5.6580	6.5798	358.5013
320		-7.0231	5.2160	6.1897	350.0672
321		-6.0272	4.9380	5.7410	351.8972
322		-7.2808	5.5240	6.3178	344.7777
323		-7.0028	5.5210	6.1077	349.0284
324		-5.6766	4.7210	5.4528	372.6595